




# SERVICE TOOLS



**FOR THE**

# FORD TRACTOR

**K·R·WILSON**

215 MAIN ST. • BUFFALO 3, N. Y.

WORLD'S LARGEST MANUFACTURER OF GARAGE TOOLS AND EQUIPMENT

# ALL KRW TOOLS

*are Guaranteed*

# QUICK REFERENCE INDEX

EVERY KRW TOOL is guaranteed to be quality merchandise and to do exactly what we claim for it. We will repair or replace (at our option) any KRW product proving defective in material or workmanship within 90 days when used according to instructions. Alleged defective parts should be forwarded for our inspection, transportation prepaid to our factory, ARCADE, N.Y. with a letter giving full particulars.

## RETURNED GOODS

If it ever becomes necessary to return any KRW product be sure to write first to our Main Office - K.R. Wilson, 215 Main St., Buffalo 3, N.Y. for shipping instructions, and an identification tag to accompany your shipment. This procedure will insure prompt attention and service on arrival and will eliminate unnecessary delays in transit. Always prepay shipping charges.

## TERMS

KRW Tools and Equipment are easy to purchase. You may buy on open account, on a cash basis, or if you so desire, on a monthly payment plan. Our Credit Department will be glad to cooperate with you so that you may obtain the KRW Equipment you need without delay. For terms on export shipments consult our export office. See address below.

## DESIGN - MATERIAL - WORKMANSHIP

Before you purchase any piece of service equipment ask yourself this question "How long has the company been making equipment of the type I intend to buy"? Any product you buy is better in proportion to the years of experience built into it. You buy with confidence when you deal with a long established reputable manufacturer. You can buy with confidence from K.R. Wilson because every item we make is backed by more than 30 years of "know how" in the design and manufacture of Ford Service Tools. Since the early days of the Ford Model T, KRW Tools have "tied in" with the exact procedures outlined in the Ford Service Manuals, K.R. Wilson championed the cause of "special tools" for better, faster and more profitable automotive repairs and has continued to produce labor and time saving repair equipment so that Ford Dealers everywhere might render profitable, customer-satisfying service. Volume production with only one profit added insures the lowest possible selling price consistent with quality. Buy KRW Tools and prove your good judgement by comparison with other makes.

## ADDRESS

All communications to K.R. Wilson, 215 Main Street  
Buffalo 3, N.Y.  
Cable address is WILFORD BUFFALO (N.Y. - U.S.A.).  
Use any standard code.  
Export Office: 517 Chamber of Commerce Bldg., Buffalo 2,  
New York., U.S.A.

Section Page

DISASSEMBLY	1
VALVES	7
RODS	10
PISTONS	10
CYLINDERS	10
CRANKSHAFT	14
FLYWHEEL	13
CLUTCH	13
TRANSMISSION	15
DRIVING PINION	18
DIFFERENTIAL	21
REAR AXLE	22
BRAKES	23
STEERING	24
FRONT AXLE	26
CARBURETOR	28
WATER PUMP	28
DISTRIBUTOR	30
GENERATOR	31
ASSEMBLY	32
PRICE LIST	35

# K·R·WILSON


215 MAIN ST. · BUFFALO 3, N. Y.

COPYRIGHT, 1949  
K. R. WILSON, BUFFALO, N. Y.  
All Rights Reserved

This Catalog, or parts thereof, may not be reproduced in any form without permission.

Printed in U. S. A.


# UNIT DISASSEMBLY 8N FORD TRACTOR



**Master Dollie No. TR-1**

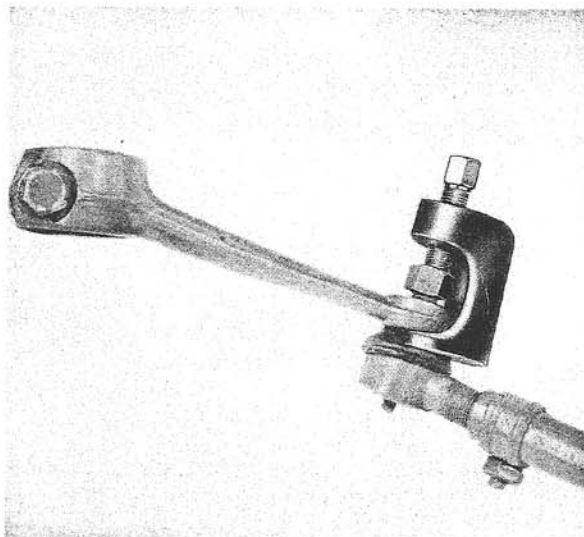
The KRW Dollie speeds all disassembly and assembly operations. It eliminates the need for horses or other methods for supporting the component sections of the tractor. The Dollie holds the complete

assembly and also supports each section independently so that when disconnected it can be separated from the adjacent sections by sliding it on the two heavy guide bars. It remains in alignment during service operations and can be pushed back to its original position for quick and easy reassembly. The complete tractor when supported on the Dollie can be moved easily to desired location. It's safe. It is designed to save you time and money.



**Radiator Test Plugs TR 8005**

To test a radiator with air to locate a leak is a simple matter if you have the proper equipment. Improvised methods for closing the openings are never tight and therefore make the job more difficult. KRW Radiator Test Plugs were developed to give a positive closure. The rubber shapes itself when compressed to any irregularity in the pipe. The end of the threaded stem is provided with flats so that it can be held with wrench or pliers while the wing nut is turned. One plug is provided with an air valve inlet so that the air hose can be easily applied. Valve prevents the air from escaping when hose is removed.



**Ball Joint Puller TR 3304**


This drop forged steel puller is a must for disconnecting the tie rods (3304-3305) from the steering gear arms 3590, at one end and the front axle spindle arms (3130-3131) at the other end. In operation the thread protector furnished with the tool is screwed on in place of the castellated nut removed. The end of the puller is inserted so that the jack screw end rests in the hollow of the protector cap. A few turns of the hex head will loosen the most stubborn joints without damage to original parts or threads. Pays for itself in time saved.

Copyright 1949 K.R. Wilson, Buffalo, N.Y.

Printed in U.S.A.




# UNIT DISASSEMBLY 8N FORD TRACTOR



**Steering Wheel Puller** TR 3600A  
**Adapter** TR-7000 TR-3600B

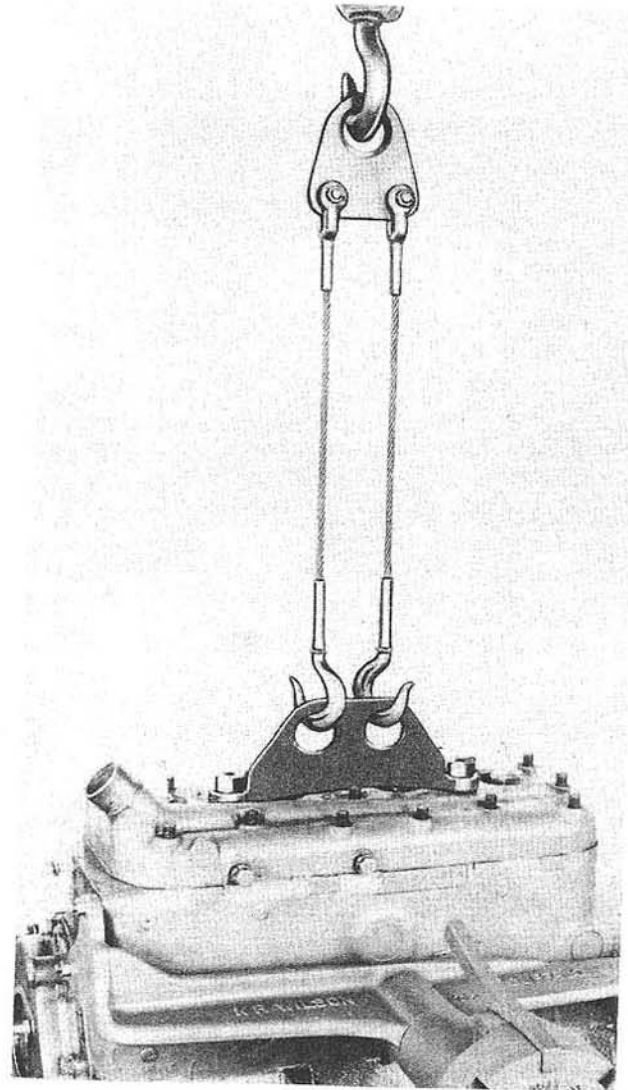
A Steering Wheel Puller of proven design backed by many years of successful operation on Tractors, Trucks and Passenger Cars. Special horseshoe conforms to Tractor and removes steering wheel without marring or damage. Body is a malleable casting. Screw and swivel pad of tough alloy steel. To pull the steering wheel by any other method is inviting trouble and added expense.



**Spark Plug Wrench** No. SV-235

Here is a spark plug wrench made for those who appreciate good tools. It is made of alloy steel bar stock with a hex in each end broached to size, then heat treated for maximum strength. This wrench fits the hex of the plug correctly and no amount of pull can make the wrench slide around the hex on the plug. Manufacturers of cheap wrenches cannot make that statement. If you want a dependable spark plug wrench, this tool is for you.

ALL KRW TRACTOR TOOLS are made of the highest quality materials which our engineers have considered best for the operation to be performed. ALL TRACTOR TOOLS are smoothly finished and Nickel Plated.



**Engine Lifting Hooks** TR 6000A  
**Motor Lifting Bracket** TR 6010  
**Portable Engine Stand Complete**  
**with Tractor Engine Adapter** TR 6000B  
**Tractor Engine Adapter, Only** TR 6000C

The illustration above shows the complete equipment necessary for doing Motor Work in a time saving convenient manner. The Engine Lifting Hooks with their oversize design give lifting "insurance". The Motor Lifting Bracket attaches to cylinder head studs. Every engine is safely lifted and easily located for quickly attaching to the Engine Adapter on the Motor Stand. After the engine is secured to the Adapter the Hooks are removed and the engine can be turned and locked in the most convenient position for the operation being performed. This is a most necessary set of equipment for the Tractor Shop. For Transmission Adapter see page 3 and 17. For more complete information on Motor Stand see page 14.



# UNIT DISASSEMBLY

## 8N FORD TRACTOR

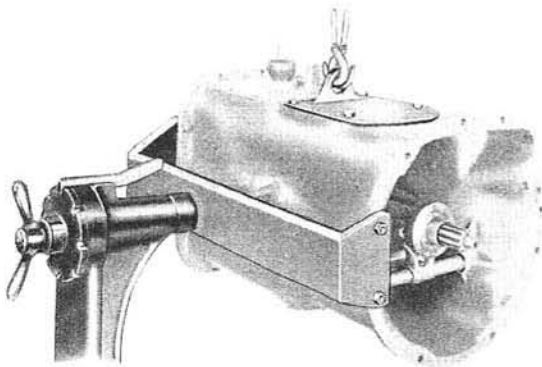


**KRW**  
**Spark Plug**  
**Cleaner**

**No. 762**

A new Spark Plug Cleaner that operates on the sand blast principle using "Crisilite" abrasive and compressed air. Two way valve selects blasting operation and then air only for blowing away loosened carbon and dirt. Takes any size plug without the use of special adapters. Connects to your air line. Fast and Efficient. Cleans the plugs like new.

No. 762-A Kit, containing 5 lb. box Crisilite, one new grommet and one new bag.



**Transmission Lift Plate**                      **TR-7005**  
**Transmission Adapter**                      **TR-7000**


The illustrations above and below show the transmission with Lift Plate TR 7005, Lifting Hooks TR 6000A and Transmission Adapters for Motor Stand TR 7000. Note that it is not necessary to remove the gear shift assembly before attaching the Lift Plate. Therefore there are no openings through which foreign objects can fall into the transmission. The Transmission Adapter is quickly attached to the transmission as shown in the lower illustration. It is designed so that the transmission can be turned easily in the motor stand and locked at the most convenient working position. All of the KRW items illustrated are designed for maximum strength. They save time in servicing the tractor and therefore should be a "must" in every tractor shop.



**KRW Spark Plug Tester**                      **No. 762A**

This KRW Tester makes possible the testing of plugs under compression - the right way - the same way they will operate in the engine. You can also visually demonstrate the firing action of a plug and compare it to a new plug. It sells plugs. Has pressure gauge and calibrated rating scale.

NOTE: Handy way of storing adapters in special holder under the tester. Adapters included for all size plugs.



**Dust Cover Driver**                                      **TR 3324**

A very useful tool for replacing the front axle dust cover No. 3324. This special tool clears the rubber and is recessed to fit the metal base or flange. Replaces the assembly without damage to the rubber.

# DISASSEMBLY TOOLS and EQUIPMENT

**KRW Radiator Drain Pan**

**No. 828**



Just the thing for draining radiators or engine oil - also handy for washing parts. Made of heavy gauge galvanized steel with 2 handles and pouring lip. Only 6" high and 19" diameter. Holds 6 gallons. You will find new uses for these pans every day.

**KRW Radiator Filler**


**No. 782**




Here is a quality filler at a bargain price. Made especially for hard service. Heavily galvanized. Capacity 12 quarts. Long spout makes pouring easy. Buy several and save time usually wasted in trying to locate the filling can.

**KRW Wood Creeper**

**No. 823**



No matter how much other equipment you may have a Creeper is most necessary for underneath inspection and minor repairs. A wood creeper is preferred by most mechanics because it does not have the coldness of steel. The wood creeper shown above is indestructible. It will support the weight of a car or a tractor without breaking. It is equipped with four wide tread ball bearing swivel casters and full width padded head rest. This is real value. - Steel Creepers also available (See Price List.).



**KRW Thor Electric  
Impact Wrench**

**No. 821**

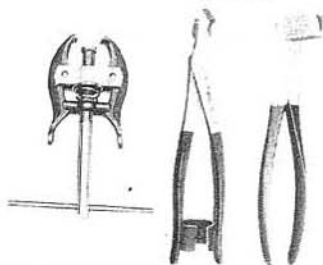
If you have used an electric impact wrench or if you have seen one used you will agree that it is the fastest and easiest way to remove nuts or to put them on. It is fast becoming a necessity in every tractor shop. It's really a power wrench. It will loosen frozen nuts up to 3/8" thread size that cannot be loosened by hand methods. The secret is the impact mechanism which strikes 2000 blows per minute, at the same time maintaining a torque on the nut to be removed. Spins the nut at 2150 RPM when free. Operates in either direction. It can also be used for tapping, drilling, wire-brushing and other uses. Price includes a basic kit containing 6 hexagon Impact Sockets 7/16" - 1/2" - 9/16" - 5/8" - 11/16" and 3/4", Jacobs Chuck, Morse Taper Socket and Morse Taper Sleeve.

**KRW Battery Tool Kit**

**No. 441**

Three battery service tools that insure EASY, SPEEDY CONNECTIONS. No other tools are required for the complete removal or replacement of a battery in tractor truck or car. No matter how corroded the posts or clamps may be the clamp lifter is guaranteed to get them apart.

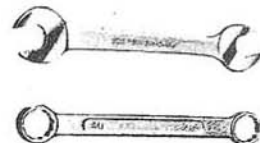
The special hex nut plier has a post cleaner on one handle. The clamp spreader also acts as a cleaner. Tractor batteries are especially tough to service. Be ready for the next one with this special Kit.



**KRW Battery Wrenches** No. 794 - No. 795


Just battery wrenches but not just wrenches. Drop forged from the finest steel and heat treated to give maximum strength in service. Openings carefully milled or broached to correct size. These wrenches handle all sizes from 7/16" to 5/8". Beautifully plated and polished.

No. 795 - 1/2" and 9/16" Open End Wrench.  
No. 794 - 9/16" and 5/8" Box Wrench.



**KRW Battery Carrier**

Don't take chances. Use only a dependable battery carrier. We've tried them all and this one is tops. Grips the post with a patented clip. Order a half dozen.




**No. 180**

# UNIT DISASSEMBLY and ASSEMBLY, 8N FORD TRACTOR



## Harrington Chain Hoists

For more than ten years we have been handling the Harrington line of Chain Hoists. We can furnish "Peerless" and "Screw Hoists" also for light loads the "Differential" brand. These are all made by Harrington. In the Tractor Shop we recommend either the "Peerless" or "Screw Hoist" in 1/2 ton or 1 ton capacity. To raise one ton the former requires a pull of 78 pounds and has a hoisting speed of 4-1/2 feet per minute. The "Screw Hoist" requires a pull of 71 pounds and has a speed of 2 feet per minute. Harrington Hoists are made by an old reliable company who take pride in their product.



## Mechanics Workbench

No. 106

Individual Steel Benches are far superior to the old style wall type, wooden top, long benches. They are handy and provide plenty of room. The mechanic can work on all three sides on many operations to better advantage than when using continuous wall benches. At the low prices quoted, Ford dealers can well afford to clean house with their old style bench equipment and install "Individual" Benches for each mechanic. It means much greater production and a cleaner shop. 3-1/2" Stationary Vise Extra. Size 42 x 29-1/4 inches. Shipping weight crated 142 lbs.

## KRW Deluxe Tool Toter

No. 683



## KRW Open Tool Toter

No. 477

KRW Tool Toters are designed to speed up service operations. They can be wheeled to the job by the mechanic so that he will have all necessary tools within easy reach. No time lost looking for tools. Any parts removed are placed on the shelf or top of the Tool Toter. DeLuxe Model illustrated is 24" x 20" and 36" high. Made of heavy gauge steel, durably finished. Tool Toters are essential equipment. They pay for themselves.

## KRW Wall Cabinet

No. 464




KRW Wall Cabinets are ideal for the storage of your special Tractor tools and fixtures. Cabinet gives complete protection. Provision is made for padlock so cabinet can be locked at night. A safe accessible way to store valuable equipment.




# DISASSEMBLY TOOLS and EQUIPMENT




Finger tip control protected for safety between the handle rails.




Tamper proof safety valve prevents over-loading and damage.



Release valve is self cleaning. The heavier the load the tighter it seals.




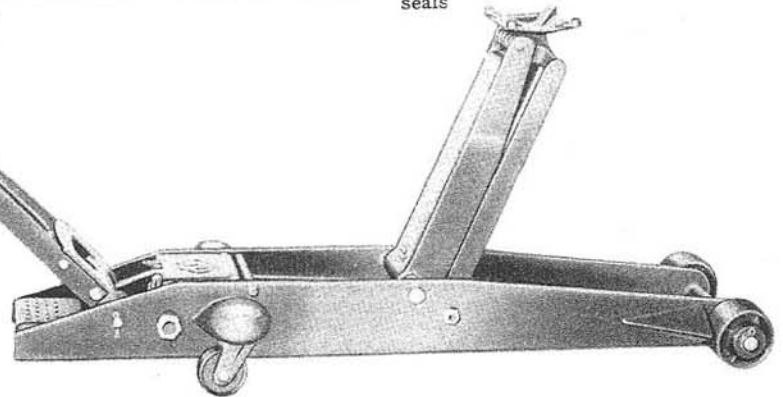
Swivel casters pivot on double row annular type ball bearings, lubricated and sealed for life. Cast steel wheel with prelubricated bushing turns on hardened and ground steel shaft. Requires no further attention for the life of the Jack.



Foot plate facilitates quick and easy spotting under the load.



Crowned front wheels are mounted on roller bearings.



**KRW 3 Ton Jack (New Style) No. 472A**

**KRW 2 Ton Jack No. 679**

Here is the easiest load lifting and load rolling jack on the market. Note the features illustrated above. The swivel casters pivot on double row ball bearings that are prelubricated and sealed against dirt, grit and dust. That means they will always operate like new. That's the secret of easy load manipulation. Front wheel guards help the operator to clear obstructions. The powerful hydraulic mechanism lifts the heaviest loads with minimum effort - and the load stays put - no gradual lowering. Every jack is factory tested for lifting capacity and load holding. That's why we can make these claims. If you want the best - buy a KRW Jack. They are built to the highest standard of quality and workmanship and not down to a price.


**SPECIFICATIONS** - Lifting capacity 3 tons (6000 lbs.). Weight 195 lbs. Length overall, including handle 7'-4". Length of chassis 4'-5". Floor to top of rest pad in lowest position 4". Floor to rest pad in highest position 24". Floor to top of handle when upright 3'-10". Floor to highest part of Jack body 6-3/4". Swivel rest pad 5-1/2" x 5-1/2" curved to fit all cars. Oil capacity 1-1/8 pints.

This improved 2 Ton Hydraulic Jack is large enough for the Ford Tractor. It will easily handle any car on the road today with a minimum amount of pumping effort. It pumps through a handle motion of 45 degrees with only a quarter left turn of the handle necessary to operate the release valve. Handle can be removed quickly with a half right turn... a real space saving feature. Read these specifications and you'll see why KRW is the leader in Garage Jack Sales. Here they are.

**SPECIFICATIONS** - Lifting capacity 2 tons (4000 lbs.). Weight 110 lbs. Length overall, including handle, 6' 1". Length of chassis 29-1/2". Length of detached handle only 49". Floor to top of rest pad when down 3-5/8". Floor to top of rest pad when up 20-1/2". Floor to top of handle when upright 54". Floor to highest point of jack body 6-1/2".



# VALVES, CAMSHAFT 8N FORD TRACTOR



**KRW Nelson Stud Remover**

**TR6066**

The KRW Nelson Stud Remover is the simplest and most efficient stud remover on the market. Used in regular production in Ford, Plymouth, Dodge, De Soto and Timken Axle Plants. Fits studs 5/16 to 7/16 inclusive. Can be used with standard makes of "stud", T-handle, ratchet or "S" wrenches. Tough malleable alloy castings are used for main jaws. All parts are accurately machined and interchangeable. NO OTHER Stud Puller compares with it.

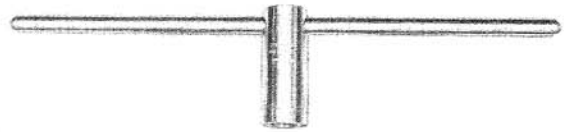
**Valve Guide Lock Puller**

**No. 6513Q**

See illustration in lower left hand column. This T handled Puller really does a job. Made of tough heat treated steel. Hooks through the hole in the valve guide retainer (6512). Much faster than pliers or improvised methods. Sure, safe and reliable, this tool will save your fingers.

**Crankshaft Turning Wrench**


**TR-6303**



A well made wrench for turning the crankshaft during engine overhaul or service operations. Gives positive control in timing operations.

Copyright 1949 K. R. Wilson, Buffalo, N. Y.

Printed in U.S.A.




**Valve Tool Accessory**

**TR-6513A**

**Valve Lifter**

**6513N**

Illustrations above show method of attaching the Valve Tool Accessory TR 6513A to the Tractor block. The Valve Lifter is then inserted and using the Accessory ears as a fulcrum the valve guide bushings can be pulled down sufficiently to remove the valve guide retainer. The Valve Lifter is a drop forging carefully formed and machined at the end to properly fit the valve guides. Valve Lifter is provided with a tough, transparent plastic handle. Long length gives great leverage and power. The Valve Tool Accessory has been designed specially for the Tractor.




**Valve Assembly Puller**

**TR-6505**

This KRW Valve Assembly Puller fills a long felt need for a tool that will remove rusted, corroded and badly frozen valve guides. After the valve guide lock has been removed the crankshaft is turned until the desired valve is in its maximum open position. The nut on the stem of Puller is then unscrewed almost to the end. This permits the pulling head to extend below the hood so that it can be pushed under the valve. The hood is now dropped and the nut turned until valve guide comes loose. Stem and pulling head are forged in one piece from tough alloy steel. Since the hood completely encircles the valve there is no danger of tipping or cocking. A straight vertical pull insures removal without bending the valve stem. Every Tractor Shop should have one of these tools for the "bad jobs" that will cost you money if you are not equipped to handle them.



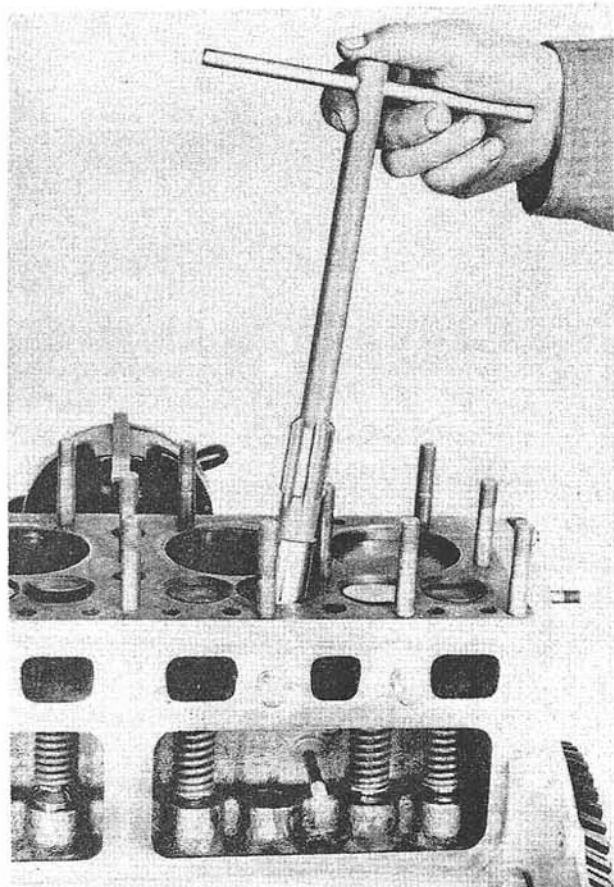
# VALVES, CAMSHAFT 8N FORD TRACTOR



**Valve Lifter Accessory**

**TR-6513B**


Valve Lifter Accessory shown above when used with Valve Lifter 6513N is used to push the valve guide upward and out after the lock has been removed in a previous operation. (See page 7) Bracket is of special design to fit the Tractor Engine. The long Valve lifter gives great leverage and power to remove the valve guide.



**Valve Guide Carbon Remover**

**TR-6510**

Carbon accumulates around the outside of the valve guide bushings. This must be removed after the bushings have been taken out in order to facilitate installations of new valve guides. The KRW Valve Guide Reamer is designed with a pilot which enters the push rod guide before the cutting edges enter the bushing. Reamer is sized to not remove any metal. To insure long life of cutting edges always turn in direction of cutting even when removing reamer.



**Valve Assembly Press**

**No. 6513P**

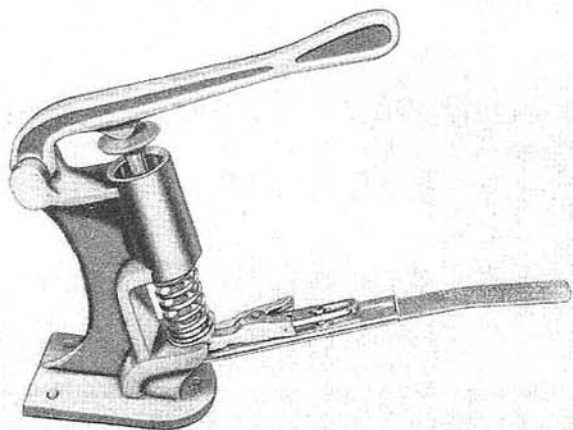
The original Valve Assembly Press—copied but never equalled. It is used to assemble or disassemble the valve, valve guide, spring and lock. Does the work quickly and without damage to parts or operators fingers. Fixture so designed that the head of the valve acts as a stop making it impossible to compress the spring enough to reduce its tension. Made of semi-steel and malleable castings accurately machined. KRW Valve Assembly Presses have been used in Ford Service Shops for more than 13 years. They save their cost of a few jobs. No Tractor Shop is complete without at least one of these handy fixtures.

**Valve Stem Lock Replacer**



**No. 6518-N**

See illustration of Valve Stem Lock Replacer used with Valve Assembly Press in column at the right Tool can also be used when making assembly in the engine.


This tool is used to replace the split type lock on the end of the valve stem. It can be used on Ford, Mercury and Lincoln Passenger Cars as well as the Tractor. The tool is designed so that the two halves of the lock are loaded and held in separated position by a locating slide or tongue which projects between them and is held against the valve stem. As the tongue is pushed against the valve stem the two halves of the lock come together around the valve stem. The tool has a second slide which positions the tool over the push rod head. Saves fingers. Does the job faster. Try one and you will wonder how you got along without it.




# VALVES, CAMSHAFT 8N FORD TRACTOR



Micrometer Depth Gauge setting being transferred to Butting-off Attachment, which is then clamped in place.



Valve stem inserted through Butting-off Attachment is now ground off square and to correct micrometer length.



Machine equipped with Index Finger for grinding valve seat cutters.


## KRW Universal Valve Refacing Machine

No. 467

The fine details of construction embodied in this valve refacing machine are usually found only on machines costing more than twice the KRW price. Only volume production makes this possible. Note these features - Ball bearing grinding wheel assembly. Automatic "take-up" for feed screw end play. Adjustable bronze feed screw nuts to compensate for wear. Double handle hand wheels for finer control of feeds. Gibs, hardened and ground, are adjustable to take up wear. Positive carriage lock. Special KRW - Jacobs chuck guaranteed accurate within .001". Table is ground to insure accuracy. Machine is sold complete with Diamond Grinding Wheel

Dresser, Index Finger (see illustration below), Index Finger locator, Micrometer Depth Gauge and Butting-off Attachment. As shown at the right, these latter attachments are used on Ford cars that do not have adjustable valve tappets.

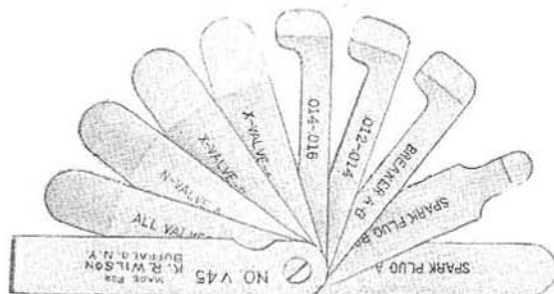
The KRW Valve Refacing Machine handles valves of 30 to 60 degrees with 3/16 to 5/8 inch stem diameters and 3/4 to 3-1/4 inch diameter heads. YOU CAN'T BUY A BETTER MACHINE AT ANY PRICE.



## Air Operated Valve Grinder

No. 143

A valve grinder using only two cubic feet of air per minute. Speed is adjustable. Does a smoother better valve job than motor driven machines. No shocks are transmitted to the valves. Powerful enough for the largest tractor valves. Here is a tool that saves time and does a real lapping job.




## Step Feeler Gauge

No. V-45

Nine blades, each a "Go" and "No-Go" gauge, ground to quarter thousandth limits. Eliminates all guess work because correct dimensions are built in. Every mechanic needs one.



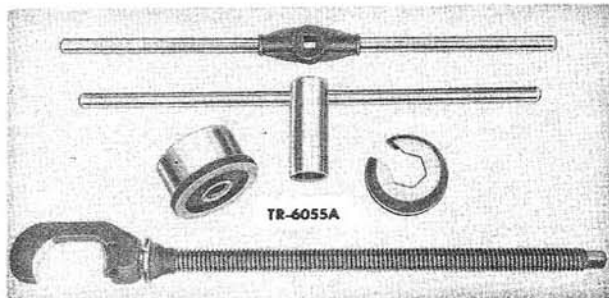
# RODS, PISTONS, CYLINDERS 8N FORD TRACTOR



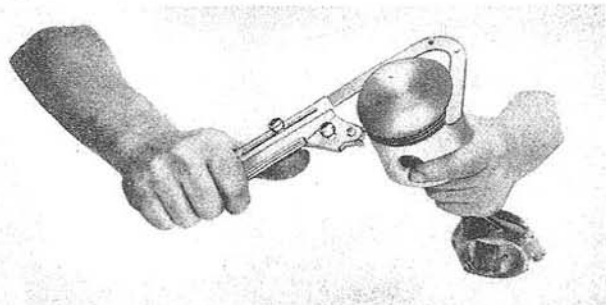
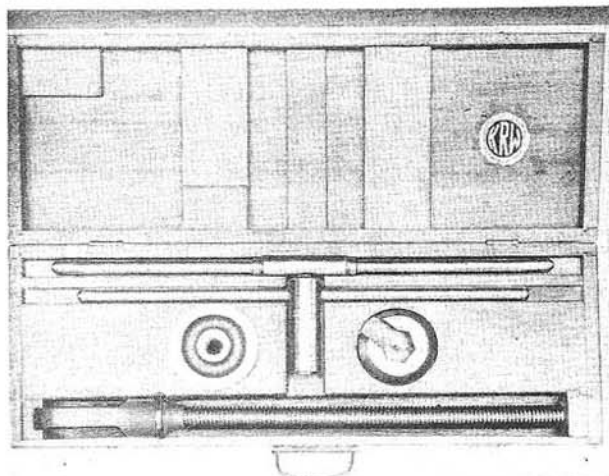
**Connecting Rod Wrench**

**V-107**

A top quality wrench. Made of chrome Alloy Steel, heat treated for maximum strength and durability. Both ends same size. Short arm used to spin the nuts, long arm for tightening. Overall length 11-1/2 inches. Offset 2-1/2 inches long. Wrench also fits Ford V-8 connecting rods and intake manifold. This is the best Tractor Connecting Rod Wrench that money can buy.



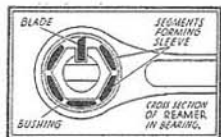

TR-6055A



**Ring Groove Cleaner**

**TR-6110**


This Ring Groove Cleaner presents the correct method of cleaning piston ring grooves of hard carbon deposits. Tool will not chatter, gouge, catch in oil holes, jump or climb out of the grooves. Turret cutter head has four blades 3/32, 1/8, 5/32 and 3/16" wide. Adjustable for pistons up to 6" diameter. Blades removable for sharpening.



**Expansion Reamer**

**No. V-75**

A highly perfected and accurate tool. Drawing shows how the guide segments are expanded to fit the bearings to be removed. The Stellite Cutter can be adjusted to any micrometer measurement within a range of 1/32". It not only removes the metal but polish-burnishes the bearing to a perfect working fit. A quality tool for reaming wrist pin bushings after installation in connecting rod.



Left: Showing Sleeve Puller in position to insert new sleeve.


**Cylinder Sleeve Puller & Replacer TR-6055A**

The KRW Cylinder Sleeve Puller and Replacer is not a new untried tool but is backed by more than 5 years of actual service in thousands of repair shops. The "hook" part of the tool pushes or pulls from the crankshaft crank pin depending on whether sleeves are being replaced or removed. The set consists of five parts, the two handled wrench which operates the drive screw, the T wrench for turning the crankshaft to correct location so that hook can be applied to crankpin, the cylindrical shaped Guide Collar which fits into top of cylinder sleeve and the horse shoe shaped Guide Washer which fits into bottom of sleeve.

The center illustration shows the varnished hardwood case in which all parts have a special place. This case is included in the purchase of the tool.




# RODS, PISTONS, CYLINDERS 8N FORD TRACTOR



Left: Showing Cylinder Plug Gauge being inserted in cylinder.

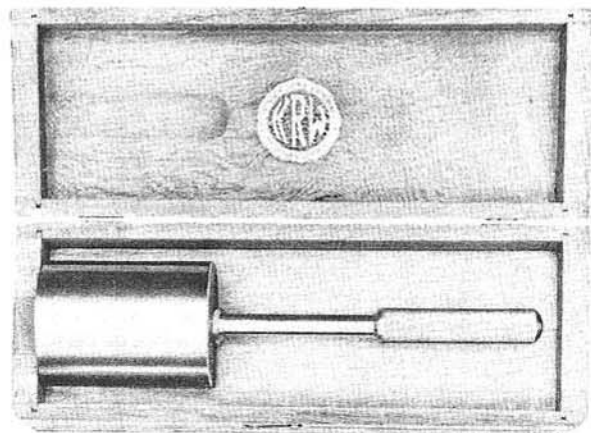
It is essential to check every cylinder sleeve after it has been installed with a KRW Cylinder Plug Gauge. If the Plug Gauge enters and slides freely inside the sleeve the job is OK but if the Plug Gauge will not enter or binds it is a sure indication that the sleeve has been carelessly installed.



**Piston Ring Filing Gauge**

**TR-6149A**


The KRW Piston Ring Filing Gauge enables the mechanic to do a perfect job when fitting rings. The slots are curved to the contour of the ring, bringing both ends against opposite sides of the flat file, insuring square ends without damage to the rings.



**Cylinder Plug Gauge**

**TR 6055B**


The KRW Cylinder Plug Gauge is steel, hardened and ground to the exact clearance recommended to fit the I.D. of the sleeve. A varnished wood box is furnished with each plug gauge to protect it against damage when not in use.



**KRW Piston Ring Squeezer**

**No. 6149-99A**

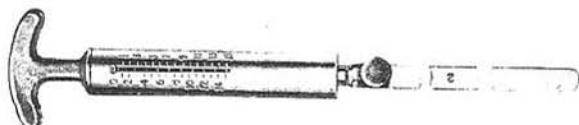
Made of high carbon spring steel, heat treated and tempered. Inside accurately ground a few thousandths larger than the piston to prevent distortion of piston or ring. Do not confuse this compressor with cheap band iron imitations. This is a life-time tool.



**Universal Piston Ring Squeezer**

**No. 699**

Fits all pistons from 2 to 5 inches diameter. Steel compression band is 2-1/8 inches wide, sufficient to cover rings on most cars and tractors. Band tightens with removable T handle wrench. Made for the shop desiring one ring squeezer to fit all jobs.





**Piston Pull Scale**

**No. 512**

A necessary tool for use on all engines when checking and fitting pistons. Accurately made and closely calibrated. Three nine inch blades are included .002", .0025" and .003".



# RODS, PISTONS, CYLINDERS 8N FORD TRACTOR



**Connecting Rod Jig**

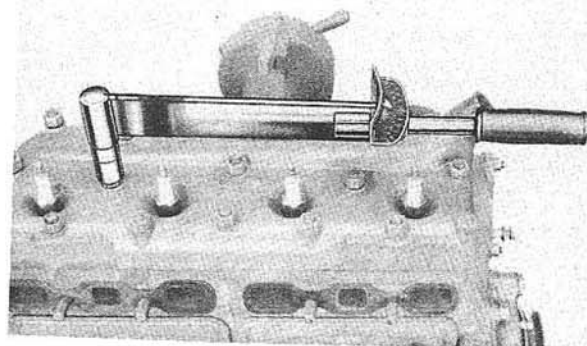
**TR-6200**

The KRW Connecting Rod Jig provides an accurate way to test connecting rod assemblies for alignment. The tests are made as shown in the above illustrations. It will detect the slightest error caused by twisting bent or offset rods. The fixture is built so sturdily that most corrections can be made while the rod is still in the jig.



**Piston Ring Remover & Replacer** No. A313

This KRW Piston Ring Remover was specially designed for use with aluminum pistons. The ring is evenly expanded without distortion and can be lifted clear of the piston without damage to ring grooves or piston surface. This is the right way to do the job. Springing the rings out with hacksaw blades, screw drivers and files is the wrong way - and it takes much longer. Order one for each motor mechanic.



**Torque Indicating Wrench**

**No. 547**

This KRW Torque Wrench meets every requirement for an accurate easily read torque measuring wrench up to 100 foot-pounds. Automotive engineers are specifying torque in foot-pounds for cylinder head bolts, spark plugs, pinion bearing adjusting nuts, main bearing caps etc. You just can't apply a cylinder by the ordinary wrench method and tighten every nut or cap screw to the same tension. Present day motor trouble such as cylinder head distortion and cracking, poor compression, excessive oil consumption, "blow-by" at valves and rings, piston sticking, low gas mileage, poor idling, gasket failure and water leakage have all been traced to improper cylinder head application. The 8N Ford Tractor head bolts should be tightened to a torque value of 50 to 55 foot pounds.

The KRW Torque Wrench has three easy to read dials that indicate torque either right or left. Calibrations are in foot and inch pounds. Large chrome plated figures and position arrows against a black background assure fast accurate readings.

**No. 547A**

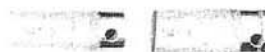


**No. 547B**



**No. 547C**

**No. 547D**




**No. 547E**

## Torque Wrench Extensions & Sockets

Extension	No. 547A
9/16" Cylinder Head Socket	No. 547B
11/16" Cylinder Head Socket	No. 547C
13/16" Spark Plug Socket	No. 547D
1" Spark Plug Socket	No. 547E

# CRANKSHAFT, CLUTCH, FLYWHEEL, OIL PUMP, 8N FORD TRACTOR




**Clutch Compressor**

**TR-7563A**

**Extra Pilot**

**TR-7563B**


The KRW Clutch Compressor is a very necessary tool for use when removing or installing clutch. This tool compresses the clutch fingers uniformly so that the clutch assembly can be laid flat against the fly wheel while being bolted in place. A PILOT SHAFT locates the clutch correctly in relation to the fly wheel eliminating danger of misalignment, clutch slippage, vibration and noisy operation. You can do a factory like job with this tool.



**Clutch Pilot Bearing Puller**

**TR-7600A**

The clutch pilot bearing must be pulled out squarely to avoid enlarging the recess, otherwise the new bearing will fit loosely. This is a difficult operation to perform without this special tool which insures a straight line pull.



**Clutch Pilot Bearing Replacer**

**TR-7600B**


It is just as important to replace the pilot bearing squarely as it is to pull it squarely. This KRW Replacer covers the whole bearing and also supports it in the center. Enables the mechanic to do a first class job. Made of the best steel carefully heat treated for maximum service.

**Fly Wheel Puller**

**No. 6384-N**




Photo at left shows puller attached to flywheel.



The KRW Fly Wheel Puller is made of semi-steel carefully machined. Screws are of alloy steel. You can pull a fly wheel with this Puller without bending the crankshaft flange, which if bent causes fly-wheel wobble, vibration and loss of power.




# CRANKSHAFT, CLUTCH, FLYWHEEL, OIL PUMP-8N FORD TRACTOR



**Crankshaft Gear Puller**

**TR-6306A**

A puller that gives plenty of support to the under side of the gear during the pulling operation. Removes the most stubborn gears with ease. Saves lots of time. Made of malleable iron with tough alloy steel screw.




**KRW All-Position Portable Motor  
Stand with Tractor  
Engine Adapter**

**TR-6000-B**

The KRW All-Position Motor Stand was designed to give the mechanic every advantage of convenience and accessibility. In use, it provides more than the equivalent of an extra pair of hands while installing Flywheels, Clutches, Transmissions, Crankcases, etc., all of which must be held in perfect alignment during assembly. (TIME STUDIES prove that KRW Motor Stand cuts labor costs 20 to 50 percent over any other make since mechanics are able to work in the most convenient position on all operations.)

To keep the KRW Motor Stand up to date, we continually add new adapters for new motors as they come on the market. The unit quickly PAYS FOR ITSELF, requires little room. The Pedestal is a heavy semi-steel casting, braced to prevent tipping. Head is accurately bored, reamed and faced to form a friction lock with the 8-position turret face plate. Adapters are designed so that motors practically balance in any position - requiring little effort to turn them. Order today.



**Crankshaft Gear Press**

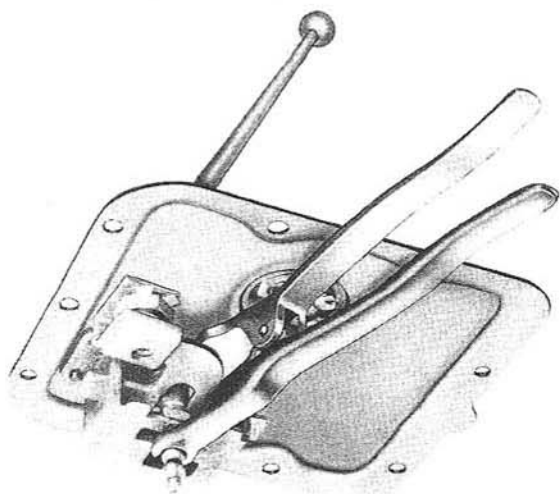
**TR-6306-N**

Replaces the crankshaft timing gear with the least amount of effort and time. Tool screws into end of crankshaft so that opposing force is taken by crankshaft. No danger of damage to crankshaft bearings while gear is being replaced. Made of the best materials for strength and service.

KRW CARRIES A COMPLETE LINE OF MECHANIC'S HAND TOOLS, AIR COMPRESSORS, ELECTRIC GRINDERS AND DRILLS, ACETYLENE WELDING EQUIPMENT, LUBRICATION EQUIPMENT AND HAND TOOLS NOT SHOWN IN THIS CATALOG. WRITE US STATING YOUR NEEDS. WE'LL GIVE YOUR INQUIRY OUR MOST PROMPT; COURTEOUS ATTENTION.

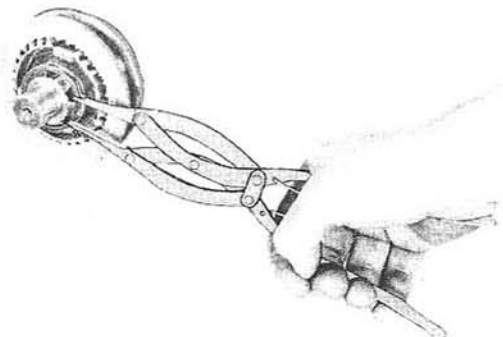


# TRANSMISSION 8N FORD TRACTOR



**Shifting Lever Spring Compressor TR-7227**

To remove gear shift lever it is necessary to compress the gear shift lever spring so that the horse shoe keeper can be removed. It's an easy job with this KRW special Spring Compressor. There will be many a slip and possibly bad injuries in trying to compress this spring by improvised methods.



**Snap Ring Pliers**


**No. 7059**

In assembling and disassembling the Tractor there are several snap rings used to lock the various parts in place. These snap rings are tricky to handle when the proper tool is not available. The KRW Snap Ring Plier fills a long felt need for a tool that will expand these snap rings so that they can be easily removed and replaced. The secret lies in the parallel motion of the jaws and the square indentation in the tips which prevents the snap ring ends from slipping off. This will be one of the handiest tools in your shop.

**Transmission Bearing Puller TR-7066-A**


(Pat. Appld. For)

This is the same Puller shown at the top of the next column. It is assembled with the long screws for pulling Bearing No. 7066 from the main drive shaft. It will be noted that the patented clamping method of pulling, is employed. It's simple to apply and does the job quickly. All KRW Tools are designed to make more profits for you.



**Transmission Bearing Puller TR-7066-A**


Wherever Roller Bearing No. 7066 is used in the assembly of the transmission, the Transmission Bearing Puller shown above can be used to remove it. In the illustration the Puller is used to remove the 7066 bearing from the main shaft assembly. This new tool incorporates the clamping method as applied so successfully to other KRW Pullers. Simple to use - compact in size, but a fast, sure, powerful puller.



**Transmission Bearing Driver**

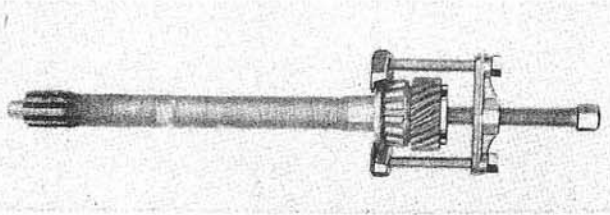
**TR-7066B**

Used for replacing all No. 7066 Bearings in the Tractor transmission Assembly. End of Driver is hollow to pass over end of shaft to bring bearing "Home" to proper location. Made of finest steel properly heat treated and finished. Handle is knurled for ease in handling.



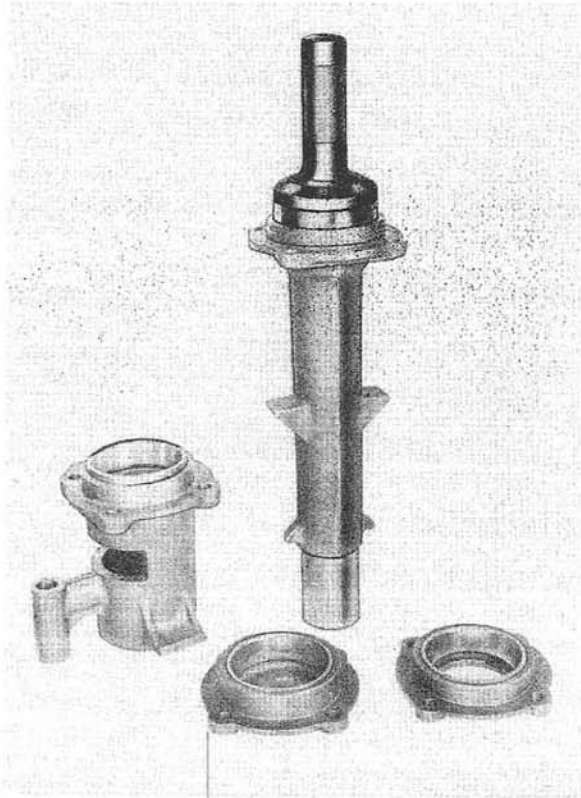


# TRANSMISSION 8N FORD TRACTOR




**Transmission Bearing Puller TR-7066A**  
(Pat. Appld. For)

By using the short screws and special Backing Plate furnished with the Tool, the Puller becomes a replacer and is here used to install Bearing No. 7066 on Main Drive Shaft. This is the same bearing pulled with TR 7066A on page 15.




**Transmission Bearing Cup Driver TR-7067**

All No. 7067 Bearing Cups are replaced with this KRW Bearing Cup Driver. The illustration shows the various parts of the Transmission in which this Bearing is used. End of Driver is machined to fit the taper of the bearing cup. Knurled handle aids in holding. Tool is finely finished and plated.




**Combination Puller TR-100**

The Special KRW Combination Puller shown above is used for pulling all Bearing Cups No. 7067 and Grease Seal No. 7025 in the Transmission - also Inner and Outer Bearing Cups No. 1202 and 1217 in Front Wheels, Bearing Assembly No. 3517 in Steering Column and Bearing Cups No. 4222 on Axle Shaft, Differential End. These operations will be illustrated on this and other pages in this catalog.



**Combination Puller TR-100**

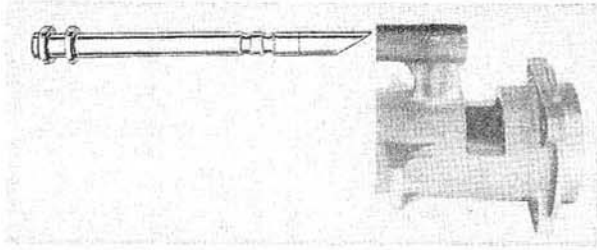
Illustration above shows the KRW Combination Puller being used to remove the grease seal No. 7052 from the Main Driver Retainer No. 7050. Note simplicity of set up. Sets on top without bolts or fastenings of any kind. Same tool removes the bearing cup, then removes the oil seal. Made of the best materials for long life and finely finished. This is a real labor saving tool.



**Combination Puller TR-110**

This is the same Puller shown on page 22 for removing the rear axle hub. It is shown above pulling the front bearing, thrust washer and the fourth gear as a unit. This puller is built to really do a job. There is no danger of slipping. The most obstinate cases come apart easily. It's a good all-around Puller in any Shop.


# TRANSMISSION 8N FORD TRACTOR



**Power Take-Off Shift  
Ball Seater**

**TR-353075-S**


Replacement of the power take-off shifter (719) makes it necessary to press down the ball against its spring in order to allow the end of the shifter to pass. With this ingenious KRW tool "it's a cinch". You just put it on the end of the shifter so that the sloping side is down and just slide it through the hole. Ball is depressed automatically. Don't waste time poking at the ball with pencil erasers and sticks. With this tool you could do the job in the dark. Be sure to purchase one of these tools for each mechanic.



**Transmission Adapter  
For Motor Stand**

**TR-7000**


Time studies have proved beyond doubt that service operations are performed faster and better when the part is held in a KRW Motor Stand. You can't do as good a job on the floor or on the bench. The Transmission Adapter makes it possible to swing the operation to the most convenient angle and lock it there until the job is finished. Saves time, reduces fatigue and promotes better workmanship. (For description of Motor Stand see page 14)



**Drive Pinion Bearing Scale**

**TR-4609B**


This Drive Pinion Bearing Scale, as the name implies was designed to check the adjustment of the drive pinion. (See page 19). The same Tool however is used to check the transmission countershaft bearing adjustment which should be 15 to 30 inch pounds. It is also used to check the main shaft bearing adjustment which is recommended to be 20 to 35 inch pounds. This should also be checked. You just can't guess at these adjustments - it requires a KRW Pinion Bearing Scale.



**Transmission Shaft Thrust  
Bearing Replacer**

**TR-7102**

This Replacer is used to replace the Thrust Washer No. 7071 and Front Bearing No. 7120. End of Replacer is shaped to fit the inner race of the cone. A simple tool but necessary for good service. Nicely finished, knurled and plated.




**Oil Seal Replacer**

**TR-7052**

This KRW Replacer is designed to replace the No. 7052 Oil Seal in the Main Drive Gear Bearing Retainer No. 7050. Tool is specially shaped to fit the seal and is provided with a large stop shoulder or flange so that the oil seal is correctly positioned. Handle is knurled to aid in operation.




# DRIVING PINION 8N FORD TRACTOR



**Pinion Assembly Remover  
and Replacer TR-4609A**

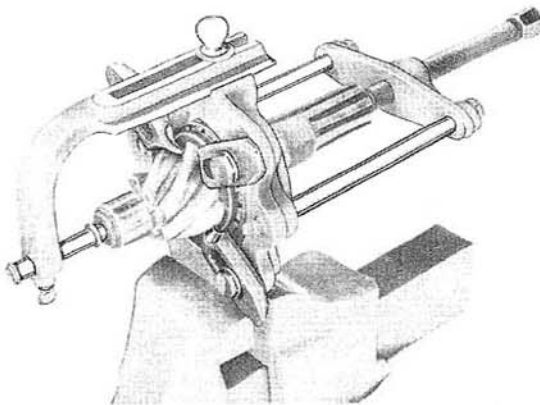
This tool not only pulls the pinion and bearing carrier but guides the whole assembly on three arms while the operation is being performed. The Puller is engineered to the job. No chance of cocking or binding. Guide pins go through the bearing carrier and screw into the main housing. KRW quality throughout.



Left: Note powerful jaws which engage the bearing.

**Pinion Roller Bearing Cup Puller TR-4614A**


This special KRW Puller is compact. It slides into place, the jaws spring apart and you are ready to pull the bearing. Note use of KRW Bench Plate TR-21 for holding the assembly. Engineered to save your time.



**Combination Puller TR-105**

This Combination Puller performs three pulling operations on the Tractor namely pulling the differential cone and roller bearing assembly (4221), pulling the rear axle bearing and as shown above pulling the rear bearing from the pinion.

Note the thought given to the above operation in which the adjustable fingers of the tool grip the bearing in the spaces between the pinion teeth, while the pinion is pushed out of the bearing. See the care provided to keep everything in alignment while the operation is proceeding. The pinion is guided both front and rear. It can't possibly cock or bind. The whole job is performed smoothly and easily, without danger of damage to parts. This is characteristic of all KRW special tools.


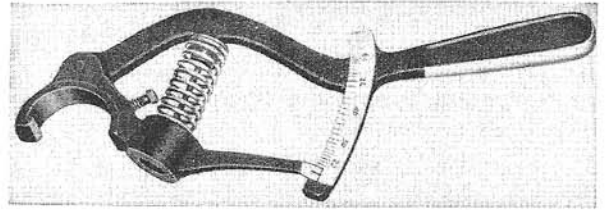




**Combination Puller TR-105**

Here the Combination Puller described elsewhere on this page is used to replace the rear bearing on the pinion. Now we push the pinion into the bearing at the same time guiding the shaft end to insure alignment. The special tip on the end of the jack screw protects the pinion shaft end. Note how easily the whole assembly is held rigidly in a vise.



# DRIVING PINION 8N FORD TRACTOR



**Pinion Roller Bearing**

**Cup Press**


**TR-4614B**

**Drive Pinion Bearing Scale**

**TR-4609B**

This Service Manual states "Tighten the lock nuts until a torque of 12 to 16 inch pounds is required to turn the pinion." This KRW Pinion Bearing Scale gives you the answer, reading direct in inch pounds. You can't go wrong. Eliminates guess work. (Note Bench Plate TR-21 for holding assembly) See also page 17.


The KRW Roller Bearing Cup Press inserts both bearing Cups at the same time. It's a simple tool in appearance but the two cone shaped drivers are machined and finished to fit the bearing cups exactly. The shoulders provide stops so that undue pressure is not exerted on the bearing cups. Brings both cups "home" in a jiffy. Note again the convenience afforded by the Bench Plate TR-21.



**Lock Nut Wrenches**

**TR-4634**

KRW Drive Pinion Bearing Locknut Wrenches have been accepted as necessary tools in every well equipped shop. It's an operation that requires long handles for good control and heads of just the right thickness to permit double operation. You'll find these KRW Wrenches meet every requirement for good service.



**Driving Pinion Pilot Bearing**

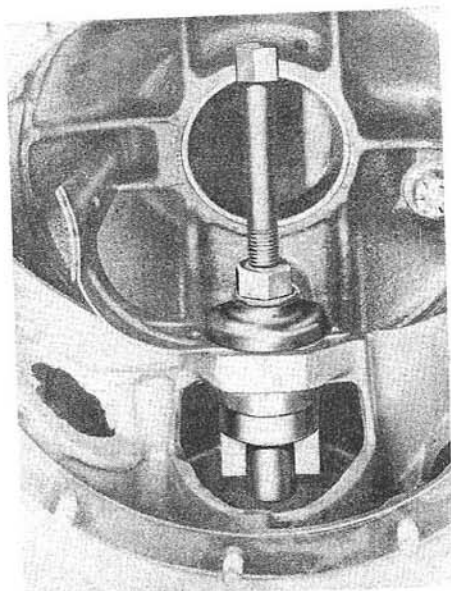
**Remover and Replacer**

**TR-4625A**

A special tool for removing the pinion pilot bearing. A long T handled Extension Wrench TR-4625B is included. Bearing is pulled without danger of cocking because guide not shown in photograph fits into the round hole from which the pinion bearing carrier was removed. This KRW Puller is quickly applied and is easy to use. It pulls the bearing without damage to it or the recess from which it is removed. A real time saver.




# DRIVING PINION 8N FORD TRACTOR



**Driving Pinion Pilot Bearing  
Remover & Replacer**

**TR-4625A**

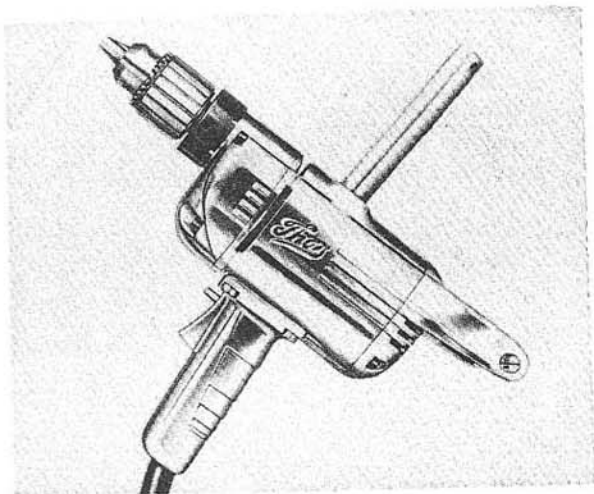
Same tool as shown on page 19 pulling the pilot bearing. Above illustration shows the tool used for replacing the pinion pilot bearing. Note bearing is backed up to its full diameter and is guided vertically as it is pulled into place. Simple to prepare and fast in operation. This Tool has been given a lot of thought by KRW Engineers.



**Pinion Assembly Remover  
and Replacer**

**TR-4609A**

This tool is shown on page 18, pulling or removing the pinion assembly. It is shown above used to replace the pinion assembly. As in the pulling operation the whole assembly is guided back into place in the pressing or replacing operation on three guide pins which pass through the holes in the bearing carrier flange and screw into the housing. This insures correct straight line replacement without damage to parts. Another feature of this special KRW tool is the ball thrust bearing built into the yoke which reduces friction and insures operation with minimum effort. Only in KRW tools do you get all these refinements.




**World's Most Advanced 1/2" Drill,  
Weighs Only 7 Lbs.—11" Long**

**KRW—Thor 1/2 Inch Drill**

**No. 817**

Think of it! A 1/2 inch drill that you can't stall and yet it weighs only 7 pounds. Handles like a "one hand" quarter inch tool. Takes drills from 1/8" to 1/2". Built with eight over-size precision ball bearings. Die cast aluminum housings provided with steel bearing and thread inserts. Complete with 3 jaw Jacobs Chuck, 7 ft. cable with ground wire. Detachable head handle. Speed 500 RPM. You can't buy a better drill.



**KRW Spring Tester**


**No. 825**

This Spring Tester with your present Torque Wrench, is the answer to valve and clutch spring testing. Simple and easy to use. Tells whether springs are OK or should be replaced. Your best valve job is a failure if valve springs are 20% below rating. Weak clutch springs cause slipping. Play safe - test all springs and be sure they are up to prescribed standards. Spring specifications for every car included.

# DIFFERENTIAL 8N FORD TRACTOR




TR-4207



TR-4614C



TR-700



## Bench Plate and Adapter

Bench Plate for Pinion  
Assembly Holder

TR-4614C


Differential Holder Adapter

TR-4207

Power Take-Off Adapter

TR-700


This set of special holders permits the various assemblies being worked on to overhang the bench where the various operations can be performed more conveniently and faster. Pay for themselves quickly.



## Roller Bearing Cup Puller for Axle, Differential End

TR-4222A

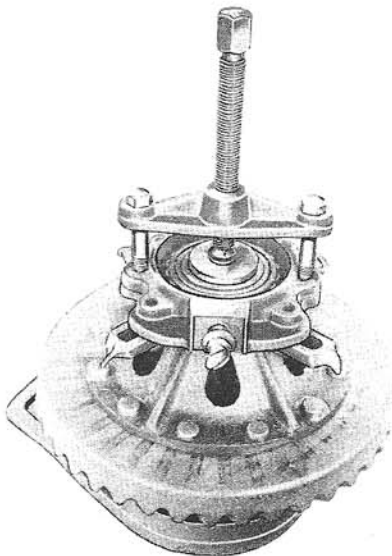
Note simplicity of this special KRW Puller. See how easily it is attached. The bearing is pulled with this tool before you can rig up some pullers offered for this job. It's just another example of KRW engineering.



## Roller Bearing Cup Press

TR-4222B


Bearing is replaced by pulling in from opposite end of axle housing. Pressing block is full size of cup insuring square seating. It's a quick easy operation with this tool.



## Combination Puller

TR-105

The Combination Puller TR-105 is shown above arranged to pull the differential bearings. The base piece is turned around so that the adjustable fingers are on the under side. The short yoke screws are used. The straight end of the fingers are adjusted to fit under the edge of the bearing. The large flat disc is used under the jack screw. Because this Puller can be used on so many operations it takes the place of several Pullers and therefore saves you money.

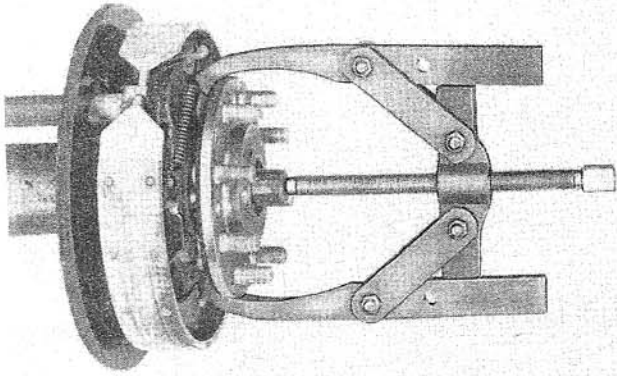


## Differential Bearing Driver

TR-4221B

A simple driver for replacing differential bearing. Recess in shoulder fits contour bearing. Pilot on bottom of Driver guides bearing in place, absolutely straight. Large knurled handle makes tool easy to hold and drive. Made of the best steel, hardened for long service. Specially designed tools like this avoid damage to parts.

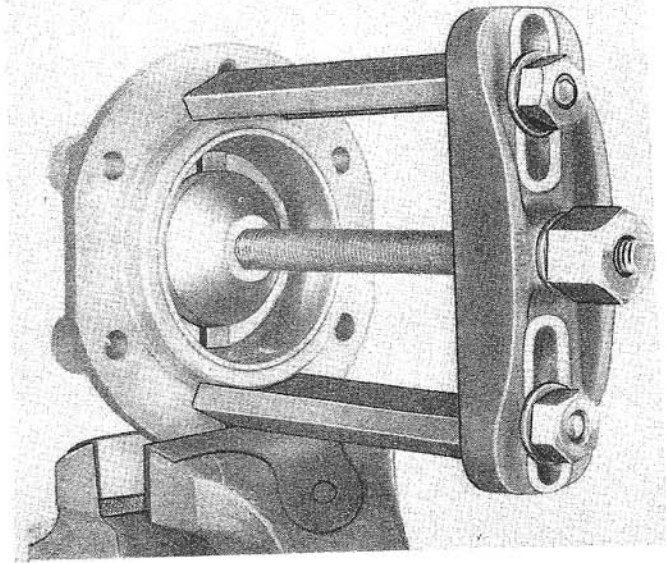
# REAR AXLE 8N FORD TRACTOR



**Combination Puller**

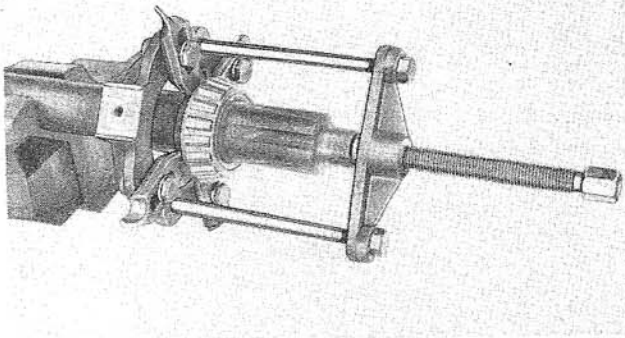
**TR-110**

Illustration above shows the TR-110 Combination Puller used for removing the axle hub. This Puller is a husky tool with forged steel jaws. You will find many uses for this versatile tool.



**Rear Axle Bearing Cup Adapter (For  
Combination Puller TR-100)** **TR-4124**


To remove the bearing cup from the rear axle shaft bearing retainer the Combination Puller TR-100 is used with Adapter TR-4124 illustrated above. Tool is quickly applied and operation is easy to perform.



**Combination Puller**

**TR-105**

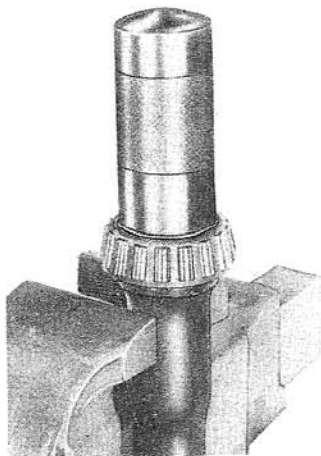
This is the same Puller shown on page 18 (removing pinion and rear bearing assembly). It is shown above removing the outer bearing from the rear axle. The four fingers are adjusted to support the bearing while pressure is applied to the end of the axle. Best materials insure maximum strength.



**Axle Shaft Cup Press**

**TR-4614B**

This Press replaces the rear axle bearing cup by pulling it in from the opposite side of the bearing retainer. This is the same tool used for replacing the pinion roller bearing cups shown on page 19.




**Rear Axle Shaft  
Bearing Driver**

**TR-4221A**

This special Driver is hollow and fits over the end of the axle shaft to reach the bearing. Gives maximum support and guides the bearing "home" with a few light blows. Another KRW achievement that saves you time.



# BRAKES 8N FORD TRACTOR



## KRW Combined Brake Shoe


Machine

No. 432

The KRW Brake Shoe Machine is the most complete and flexible unit ever built for relining brake shoes. It removes old rivets, drills and countersinks new brake lining and sets new rivets. The lining is then ground absolutely concentric. Eliminates running-in period.

Machine is furnished complete with punches and drill-countersinks of assorted sizes to handle nearly all makes of cars and trucks.

Precision built throughout, the spindle is machined and balanced and operates on ball bearings. The eight inch, metal backed grinding wheel is easily replaced when worn. The vertical drill-countersink operates from the main drive through machine cut bevel gears. Designed and built to do work equal to factory methods.




## Rear Hub Bolt Wrench


TR-33806

This special long handled wrench removes the most stubborn rear hub bolts. Also fits many other heads and nuts around the tractor. Made of alloy steel, carefully broached and heat treated for maximum strength. You will find many used for this handy wrench.

This modern Brake Shoe Machine is ideal for Tractor brake relining work. Has big heavy duty 1/2 H.P. Motor, double adjustable belt tightener. Drills and countersinks in one operation.




Brake shoe mounted on turret which insures perfect grinding.



## TR-2019

Tractor 8N Turret. Other Turrets also available for most Cars and Trucks.




## Brake Spring Tongs

TR-2297

KRW drop forged Brake Spring Tongs hook those stiff brake springs on in a jiffy. Special design of hookloop and prong prevents slipping. Why injure your fingers with plier and wire cutter methods when this safe easy way is so inexpensive.




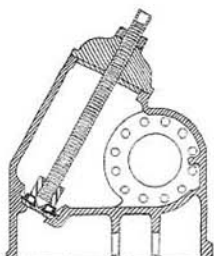
# STEERING 8N FORD TRACTOR



**Steering Arm Puller**


**TR-3590**

A drop forged steel Puller that is correctly designed to pull the steering arm easily and quickly. Screw is nickel steel. Thread protector saves trouble when reassembling. You can depend on this tool. It is quality throughout.



**Steering Gear Bearing Cup Puller TR-3552A**


This consists of an Adapter and Bell which when assembled with the Yoke and Pulling Arms and the Screw of Combination Puller TR-100 it becomes a special Puller for removing the steering gear lower bearing cup. (See page 16) This method of pulling the bearing cup is better than driving it out and is faster. Try it and be convinced.



**Steering Gear Bearing  
Cup Replacer**

**TR-3552B**

This tool replaces bearing cup No. 3552 in the bottom of the steering gear housing as well as in the cover and tube assembly. Both parts are illustrated above for easy identification. Replacer is shaped to fit bearing cup and brings it "home" without damage. Carefully machined, knurled and plated.



**Steering Arm Bushing Remover TR-3576A**

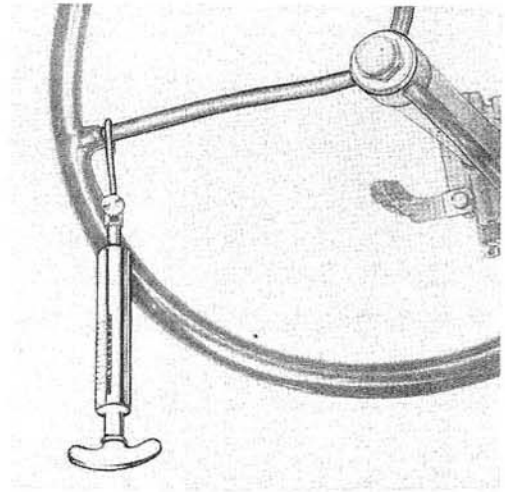
This tool removes both bushings (No. 3576), packing retainer and dust seal all in one operation. Remover is machined to fit inside of bushing before shoulder makes contact. This is a fast easy way to remove the steering arm bushings.

# STEERING 8N FORD TRACTOR



**Steering Arm Bushing Replacer TR-3576-B**

A carefully machined Replacer for installing the steering arm bushing. One end of the Replacer presses the inner bushing into place about 1/8" below the face of the hub. (See illustration above). The other end of the Replacer presses the outer bushing slightly below the bottom of the oil seal counterbore. Tool is machined to factory specifications for correct depth of each bushing. Makes bushing installations fool-proof. No time wasted in measuring. Just drive them in and they are correct every time.




**Steering Adjustment  
Pull Scale Adapter**

**No. 512B**


This Adapter enables you to use your No. 512 KRW Piston Pull Scale to test the steering adjustment. With the drag links disconnected it should require a pull of not less than 2-1/2 lbs. or more than 6 lbs. to rotate the steering wheel through mid or straight forward position. This is an inexpensive way to make one tool do double duty.

KRW CARRIES A COMPLETE LINE OF MECHANIC'S HAND TOOLS, AIR COMPRESSORS, ELECTRIC GRINDERS AND DRILLS, ACETYLENE WELDING EQUIPMENT, LUBRICATION EQUIPMENT AND HAND TOOLS NOT SHOWN IN THIS CATALOG WRITE US STATING YOUR NEEDS. WE'LL GIVE YOUR INQUIRY OUR MOST PROMPT; COURTEOUS ATTENTION.



**Steering Arm Bushing Reamer No. A403A**

This special Reamer is designed to ream the correctly installed steering arm bushings to 1.125 - 1.126 inches. The Reamer is spiral fluted to prevent chatter and produces a smooth bearing surface. Much better than straight fluted reamers. Use KRW specially designed tools and get factory results.




**Steering Arm Grease Seal Driver TR-3591**

Following the operation of installing the outer bushing the grease seal must be replaced. This special Driver fits inside of the seal for support and installs the seal at the correct distance from the outside of the hub. This is accomplished by a stop shoulder on the Driver. A quick easy installation that gives factory results.




# FRONT AXLE 8N FORD TRACTOR



**Center Axle Pin Bushing Remover TR-3039A**

A special Driver for removing center axle bushing (3039). In the 8N Ford Tractor this is a solid bushing. It can be easily removed with this tool which enters the bushing with a center plug or guide. Bushing is driven out against shoulder on tool without upsetting edge of bushing. These precautions prevent damage to hole and makes replacement bushing a factory-like job.




**Replacing Adapter for Center Axle  
Pin Bushing Remover TR-3039B**

The illustration above shows the Adapter TR-3039B applied to the end of the Center Axle Pin Bushing Remover which now makes the tool a Replacer. Bushing is center guided and inserted without upsetting. The Adapter acts as a stop so that bushing will always be inserted flush with boss on axle. A well made tool, machined to close limits of accuracy.

## **KRW Arbor Press No. 37N**


Hundreds of jobs in the Tractor Service Shop now being done with vises and sledge hammers can be done quicker, better and with better control with a KRW Arbor Press. This is a heavily constructed bench type Press with a rated capacity of 3 tons. Rack and Pinion are of steel with machine cut teeth. Will take work up to 14-3/4" diameter. Largest arbor 1-5/8". Base 7" x 19-1/2". Every Tractor Shop should have one.



**Spindle Bushing Puller**

**TR-3109A**

Much better than driving old bushings out is the use of this special KRW Spindle Bushing Puller. Removes old bushings squarely so that recess is not enlarged or disturbed. Bushings are removed quickly one at a time.



**Spindle Bushing Press**

**TR-3109B**

A very necessary tool for rebushing the front spindle. Both bushings are replaced in one operation with the piloted "draw-in" press. Bushings are correctly installed without danger of upsetting the ends. Good work demands good tools.

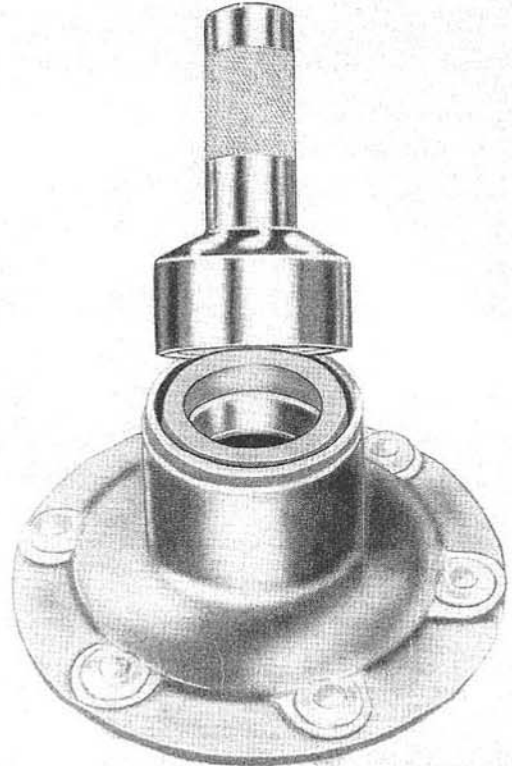



# FRONT AXLE 8N FORD TRACTOR



Front Hub Race Press

TR-1104

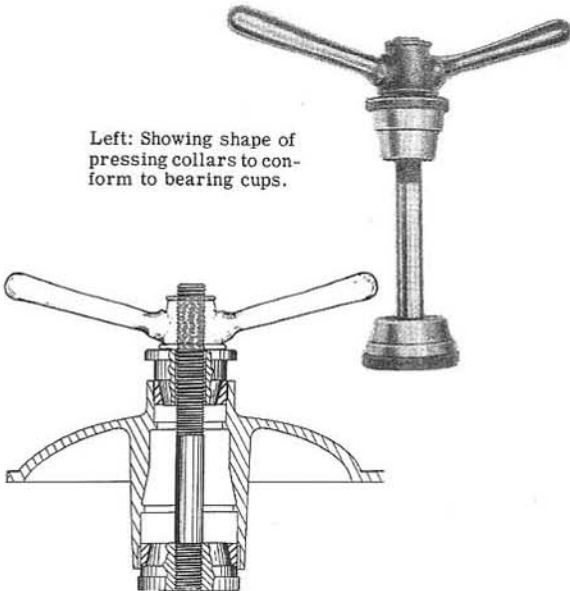


Front Wheel Grease Seal Driver TR-1190


Service instructions say "Be sure the seal is seated against the shoulder in the hub". The best way to accomplish this is to install the grease seal with a KRW Front Wheel Grease Seal Driver. This tool has been designed for this operation and insures a correct installation. Driver is made of steel carefully machined and heat treated for maximum durability. Knurled handle gives operator a firm grip.

TO REMOVE DUST SEAL, REAR BEARING AND BEARING CUP FROM FRONT WHEEL HUBS USE COMBINATION PULLER TR-100 (SEE PAGE 16)

Left: Showing shape of pressing collars to conform to bearing cups.



This Front Hub Race Press seats inner and outer bearings at one time or it can be used to replace either bearing separately. Both bearings slide in squarely and in line without binding. This method of hub bearing installation is much better than sleeve and hammer driving. As is all KRW Bearing or Race Presses the bearings are brought "home" when the stops on the pressing collars contact the outer edge of the hub or carrier. Continued effort of the handles cannot damage the bearings, as the excess pressure is taken by the stops. Just another example of the thought used in designing KRW Tools.



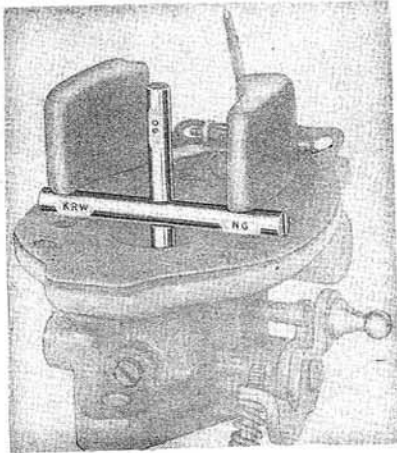
KRW "Pressed Steel" Tote Pan

No. 127

KRW Tote Pans are superior to nearly all other types we have ever seen. They are heavy one-piece construction, being stamped from 16 gauge steel (1/16 of an inch). Inside measurements at the top, 22 x 14 x 5-3/4. Capacity, five gallons. This type of Tote Pan has a hundred and one uses around a shop and may be used for keeping the individual parts of a car together and in good condition, for draining crank - cases, rear axles, etc., also for storage of new parts. Every Ford Dealer can use from six to two dozen of these pans to good advantage. Keep your shop clean and in orderly condition.




# CARBURETOR, WATER PUMP 8N FORD TRACTOR



**Float Level Gauge &  
Bending Tool**

**TR-9550D**

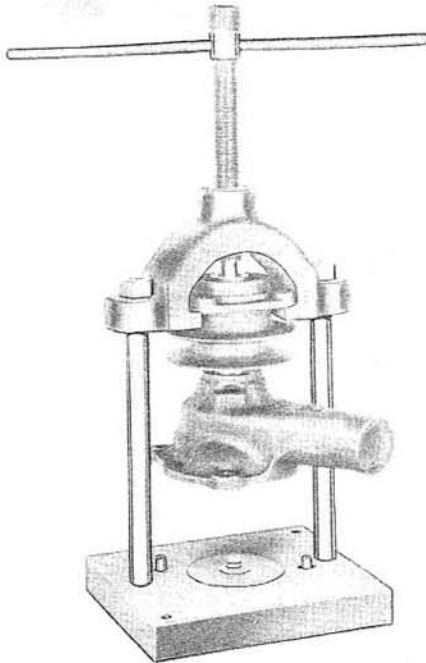
This Carburetor Tool is made to bend the float arms and to check the position of the float after adjustment. When float is correct the "go" bar will pass between floats and face of flange of carburetor body but "no go" bar will not. A slot in one of the arms makes the bending operation easy. The importance of correct float level cannot be too strongly emphasized.



**Water Pump Seal Press**

**TR-8505B**


After removal of the pulley the lock ring is removed, the pump set up on Accessory No. 1 and the shaft pressed out as shown in the above illustration. The base of the tool can be held in a vise or fastened permanently to the bench. Shaft comes out easily without the use of a wrench. Long bar in T handle gives plenty of leverage.



**Water Pump Seal Press**

**TR-8505B**

The Pump Seal Press with Accessories is shown below right. It performs many of the water pump disassembly and assembly operations as described on this and following pages. Operation illustrated above shows removal of the fan pulley from pulley shaft after outer lock ring has been removed. The method is simple and is self-explanatory. It's the ingenious design of this tool that makes the various operations possible with the least amount of preparation.




**Water Pump Seal Press**

**TR-8508B**


With Accessories No. 1, No. 2 and No. 3.

# CARBURETOR, WATER PUMP 8N FORD TRACTOR



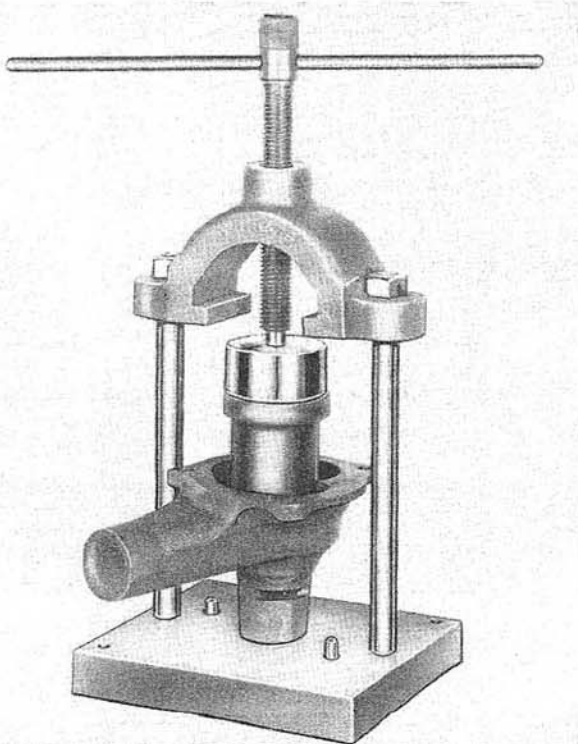
**Water Pump Seal Remover TR-8505A**

This special KRW Tool is used to drive out the Water pump seal assembly (8564). Large part of tool fits housing opening closely. The end is shaped to readily dislodge the seal assembly. Tool is carefully machined of the best steel, knurled and plated. A quality tool.




**Water Pump Seal Press TR-8505B**

The pump shaft and bearing as well as the impeller are installed in one simple operation. The pump housing is located centrally by the two pins in the base. The Disc known as Accessory No. 3 is placed on the base so that the pin on the underside enters the hole. The impeller is placed on top of the disc. The knob on the disc acts as a stop for the shaft. When operation is completed shaft is located just right so that lock ring can be entered. You can't get along without this fixture.



**Water Pump Seal Press TR-8505B**

As shown above the Water Pump Seal Press, with Accessories 1 and 2 are used to install a new water seal in the water pump. In this operation it is important that equal pressure be applied all around the edges of the seal. This KRW pressing operation does just that because Accessory No. 1 is recessed to exactly fit the seal. A perfect installation every time is assured.




**Water Pump Seal Press TR-8508B**

As shown above the Press with Accessory No. 2 is used to install the pulley assembly. Housing is located and held in place by pins in base. Accessory No. 2 fits over the end of pulley flange. It's a simple matter to push the pulley on the shaft with the T handled screw.



# DISTRIBUTOR 8N FORD TRACTOR



**KRW Distributor Timing Fixture V-126 TR**

The KRW Distributor Timing Fixture eliminates all guess work in the servicing of Tractor distributors. The unit is complete and includes the necessary Adapters and Terminal attachment so that 4, 6 and 8 cylinder Distributors can be handled. An accurately "indexed" disc turns the rotor for checking the opening and closing of the breaker points. When the points come together a circuit is closed causing a small light to flash. Timing is correct if the marks on the disc coincide with those on the fixture. The new Cam Dwell Scale permits a still finer adjustment. It measures the exact number of degrees of dwell on the points without use of a feeler gauge. Complete instructions are furnished with each Timing Fixture. It is simple, accurate and easy to use. More than 16,000 are in use. Here is a dependable Timing Fixture at a very reasonable price. No Tractor Shop should be without one.



**KRW Fast Charger  
Fully Automatic No. 778**

The new KRW Fastcharger is the simplest and most efficient on the market, regardless of cost. It has only a single meter to watch .....all unnecessary gadgets have been eliminated. It operates off any 110 volt lighting circuit. Current draw 9 to 11 amperes.

The KRW Fastcharger has a new electric timer which is fool proof in operation ..... it automatically discharges, fast charges, slow charges, and then shuts off completely. Quick battery tests can be made at any time. The customer can be shown the exact condition of the battery on the easily understood meter dial.

The KRW Fastcharger is the last word in battery charging equipment. It is built of the finest materials and incorporates all the latest quality features. Fully Guaranteed. Order today.

**KRW Wall Type Battery Charger No. 759**



A new development in heavy duty battery chargers to meet rigid specifications. Will charge 1 to 12 three-cell batteries or equivalent. Extra capacity transformer with taps in winding for output adjustment. Reactor output regulation obtained with high efficiency. Ammeter is rugged moving vane type, well damped and accurately rugged. Operation is simple and foolproof. Just plug into the hole corresponding to the number of batteries being charged. That's all there is to it. Fuses in both A.C. and D.C. circuits. Comes complete with bulb, wiring connectors and terminal leads.





# GENERATOR 8N FORD TRACTOR





Copyright 1949 K.R. Wilson, Buffalo, N.Y.

Printed in U.S.A.



**End Plate Bushing Remover TR-10128B**

The generator and plate bushing must be replaced when worn. It is difficult to remove without this special KRW Tool. As shown in the illustration this Remover consists of a center jack screw, a bonnet and a nut. In operation the end of the jack screw with coarse thread is screwed into the bushing. This end is designed to cut its own thread inside the bushing as it is turned. When the stem has been entered for the length of the bushing, the bonnet is added, open end toward the bushing and then the nut is screwed down against the bonnet removing the bushing. The bonnet is provided with a shoulder so that it centers itself in the recess around the bushing. This insures a straight pull, thereby eliminating any danger of distortion to the hole in the end casting. Best materials and proper heat treating insure long life.




**End Plate Bushing Replacer TR-10128C**

If the end plate bushing has been removed with a KRW End Plate Bushing Remover the hole in the end plate casting will be the same as when originally machined. This means that a new bushing can be quickly and easily inserted with a KRW End Plate Bushing Replacer. This tool is finished to fit the inside of the bushing insuring installation without distortion of the inside diameter. The stop shoulder prevents driving the bushing in too far. It will always be flush with the end of the casting. Prepare now for that first generator rebushing job.

## **KRW Breaker Spring Tension Scale No. 12151-N**


This KRW "Breaker Point" spring Tension Scale is made to accommodate all breaker springs on Ford Cars, trucks and tractors to date. Scale is calibrated in 2 ounce divisions from 14 to 30 oz. See Tractor Service Manual for proper tension.

RIGHT: Photo shows KRW Breaker Point Spring Tension Scale in operation on a V-8 distributor. Scale is used in same manner on Ford Tractor.






# UNIT ASSEMBLY 8N FORD TRACTOR




**Master Dollie No. TR-1**

Here is the Tractor completely re-assembled on the KRW Master Dollie. The various sub-assemblies went together like "clock-work" without fuss or bother. Simplifies an otherwise troublesome operation.


The illustration at the right shows the careful thought given to the design of the KRW Master Dollie. The Rear Axle Assembly is mounted and held in place ready to receive the Engine, Front Axle and Wheels. Each unit will align correctly with the other. Time saved on a few jobs, alone, will quickly pay for this labor saving portable dollie.



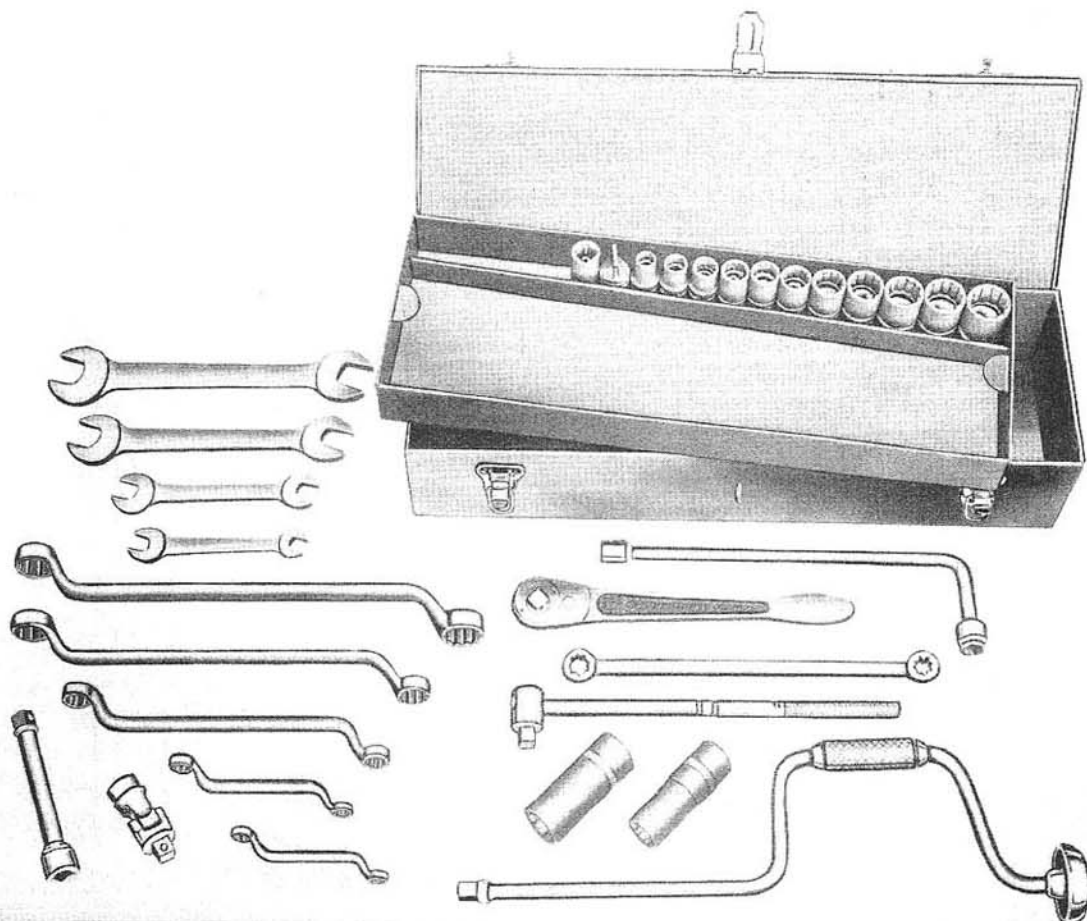
**Transmission Locating Pins TR-20880-S**



These tapered Locating Pins seem very simple - and they are, but after you have once used a pair to assemble the transmission and rear axle units, you will keep them pretty handy for the next job. These are not ordinary drift pins, they have been designed for this particular job. They are just the right length and have just the right taper - and the knurled handle is a convenience when your hands are greasy, Be sure your equipment includes several pair.



# UNIT ASSEMBLY 8N FORD TRACTOR



## Williams "Super Wrench" Kit No. 445 Thirty-one pieces and case

This group of (31) Williams (chrome alloy) "Super Wrenches" has been selected for Ford mechanics who want the best obtainable at any price. Some of them have been especially designed for Ford Service. Every wrench is the finest quality, accurately made, unusually well finished and guaranteed against breakage. A heavy, durable metal carrying case, with hasp for lock, is provided. Do not confuse these tools with lower priced imitations.

### 12 Point Offset Box Wrenches

8727	9/16 and 5/8"	9723	3/8 and 7/16"
8731A	3/4 and 7/8"	9725	7/16 and 1/2"
8033C	15/16 and 1"		

### Drop-Forged "Superwrenches"

1725	7/16 and 1/2"	1731A	3/4 and 7/8"
1727	9/16 and 5/8"	1033C	15/16 and 1"

### "Supersocket" Handles and Parts

S-51	Reverse Ratchet	S-110-P	Extension
S-20-A	Sliding Handle	S-140	Universal
S-15	Speeder		

### Standard Detachable 12-point "Supersockets"

ST-1214	7/16"	ST-1228	7/8"
ST-1216	1/2"	ST-1230	15/16"
ST-1218	9/16"	ST-1232	1"
ST-1220	5/8"	SD-1226	13/16"
ST-1222	11/16"	SD-1232	1" Spark Plug
ST-1224	3/4"	ST-0818	9/16" Square
ST-1226	13/16"	SB-30	Drag Link Socket Bit

#### IMPORTANT

The new 1949 KRW General Catalog is now available. This catalog is the most complete up-to-date catalog and service manual of automotive service tools and equipment ever published.

If you wish to receive a copy of this general Equipment Catalog, send your name and address, and title to Advertising Dept., K.R. Wilson, 215 Main St., Buffalo 3, New York.

Foreign dealers address your request to: Export Manager, K.R. Wilson, 517 Chamber of Commerce Bldg., Buffalo 2, New York, U.S.A.



# UNIT DISASSEMBLY and ASSEMBLY, 8N FORD TRACTOR

## NO. 37 E 50 TON PRESS


The 50 ton KRW Hand Operated Hydraulic Arbor Press is built for heavy work - yet is just as easy and fast to operate as the 25 ton Press. The built-in sensitive or mechanical press operated by the "Capstan" type handwheel takes care of the lighter operations requiring up to 3 tons pressure.

The Press has a distance between uprights of 31 inches and a bed adjustment of 40 inches.

Heavy construction is used throughout. Bed and crown have welded steel truss re-enforcement. Uprights are held together with spacer bars electrically welded in place. The 5-inch opening between the uprights at each end permit passage of long bars or shafts for straightening or other operations. The accurately drilled holes provide 8 working heights for the bed.

This 50 ton KRW Hand Operated Hydraulic Arbor Press is a very popular size. It can be used for such operations as broaching, assembling, straightening, bending, offsetting, squeezing, pressing, flattening, and many other operations. Small blanking operations can be performed when the blanking dies are built into a die set provided with guide pins.

The press is furnished complete with large pressure gauge reading in tons and pounds per square inch, also two one-piece steel V-Blocks machined in matched pairs.



### SPECIFICATIONS

Frame Uprights - 4 Steel Posts (H.R.)	1" x 72-1/2" x 72"	Bed Supporting Pins, Diam. (Alloy Steel)	1-1/8"
Crown Plates (H.R.)	3/4" x 6" x 36"	Opening Between Uprights at Sides	5"
Bed Plates (H.R.)	3/4" x 6" x 36"	Space Between Bed Plates	7-1/8"
Trussed Reinforcement to Crown and Bed Size (H.R.)	3/4" x 1-1/4"	Capacity Mechanical Press, Tons	3
Base Tie Bars (H.R.)	3/8" x 2" x 36"	Leverage Mechanical Press	38:1
Base Members (Angle Iron) 1/4" x 3" x 3" x 30"	2" x 6" x 8-3/4"	Height Overall	83"
"V" Blocks - Base Plate (H.R.)	1" x 3-1/2" x 4"	Width Overall	48-1/4"
"V" Blocks - Vertical Plate (H.R.)	1" x 3-1/2" x 4"	Width Between Uprights, L to R	31"
Ram Diameter	2-1/4"	Distance from Ram to Top of Table Plates with Ram in Highest Position --	
Ram Travel	7-1/2"	Minimum	4-1/2"
Cylinder Bore	5"	Maximum	44-1/2"
Piston Diameter (Malleable)	5"	Floor Space	30" x 48-1/4"
Bed Travel	40"	Hydraulic Gauge, Diameter	3-1/2"
		Shipping Weight, Boxed, Pounds	1000



# PRICE LIST

All Prices F. O. B. Factory, Arcade, N. Y.

May 1, 1949

## KRW Tools for 8N Ford Tractor

Description	No.	Old No.	Page	Net Wgt Lbs.	Price
UNIT, DISASSEMBLY			1-6		
Master Dollie	TR-1	TR-1	1	180	\$ 78.55
Ball Joint Puller	TR-3304		1	1-1/2	4.50
Radiator Test Plugs (Set of 2)	TR-8005	TR-29	1	1/2	2.00
**Steering Wheel Puller	TR-3600-A	TR-30			
		VZ-194	2	6	9.20
Steering Wheel Puller Adapter	TR-3600-B		2	2	1.50
Spark Plug Wrench	SV-235	SV-235	2	2	1.75
Engine Lifting Hooks	TR-6000-A	TR-3	2	8	8.75
Motor Lifting Bracket	TR-6010		2	3	3.75
Portable Motor Stand Complete with Tractor Engine Adapter	TR-6000-B		2-14	235	87.60
Tractor Engine Adapter Only	TR-6000-C	TR-5	2	20	9.50
Transmission Lift Plate	TR-7005		3	4-1/2	3.50
Transmission Adapter for Motor Stand	TR-7000		3	25	10.00
Spark Plug Cleaner	762	762	3	8	5.75
Spark Plug Replacement Kit	762-A		3	5-1/2	1.15
Spark Plug Tester	762-B		3	4-1/2	18.00
Dust Cover Driver	TR-3324		3	2-1/4	4.25
Radiator Drain Pan	828		4	10	2.45
Radiator Filler	782		4	4	2.10
Creeper, Wood	823		4	3	6.50
Creeper, Steel	76	76	4	12	6.30
Impact Wrench, Inc. Basic Kit	821		4	7	125.00
Battery Tool Kit (Set of 3)	441	441	4	2	4.45
Open End Wrench 1/2" & 9/16"	795		4	1/4	.90
Box Wrench 9/16" & 5/8"	794		4	1/2	.95
Battery Carrier	180		4	1/4	.60
Chain Hoist "Peerless" 1/2 Ton	515		5	67	77.00
Chain Hoist "Peerless" 1 Ton	515-A		5	103	99.00
Chain Hoist "Screw Type" 1/2 Ton	516		5	102	57.50
Chain Hoist "Screw Type" 1 Ton	516-A		5	114	69.00
Arbor Press, 3 Ton, Bench Type	37-N		26	140	47.50
Tool Toter, De Luxe	683		5	116	37.50
Tool Toter, Open Type	477		5	95	27.50
Transmission Locating Pins (Set of 2)	TR-20880-S	TR-15	5	1/2	1.00
Wall Cabinet	464		5	50	14.00
Jack - 3 Ton	472		6	195	87.00
Jack - 2 Ton	679		6	110	58.80
Drill, Electric 1/2"	817		20	10-1/4	55.00
VALVES, CAMSHAFT			7-9		
*Valve Guide Lock Puller	6513-Q		7	1	1.65
Stud Remover 7/16" Studs Only	TR-6066		7	1-3/4	8.50
Valve Lifter	6513-N		7	3	5.40
Valve Lifter Accessory	TR-6513-A	TR-8	7	1-1/4	1.10
Crankshaft Turning Wrench	TR-6303		7	2	3.00
*Valve Assembly Puller	TR-6505	SVMZ663A	7	5	6.85
Valve Lifter Accessory	TR-6513-B	TR-9	8	1-1/4	1.10
*Valve Assembly Press	6513-P	V-130	8	3	4.00
Valve Guide Carbon Remover	TR-6510	V-41	8	2-1/4	3.75
*Valve Stem Lock Replacer	6518-N		8	1/4	1.95
Valve Refacing Machine	467		9	140	140.00
Valve Grinder, Air Operated	143		9	3	19.50
Feeler Gauge	V-45		9	1/4	3.60
Spring Tester	825		20	3-1/2	17.75

K. R. WILSON, 215 MAIN ST., BUFFALO, N. Y., U.S.A.

Description	No.	Old No.	Page	Net Wgt Lbs.	Price
Connecting Rod Wrench	V-107		10	3/4	2.25
Ring Groove Cleaner	TR-6110	690	10	1/2	1.65
Reamer Expansion	V-75		10	1	17.25
Sleeve Puller & Replacer, Cyl.	TR-6055-A	TR-6	10	21	34.80
Plug Gauge, Cylinder	TR-6055-B	TR-7	11	7-1/4	10.10
Piston Ring Squeezer, Universal	699		11	1	1.50
Piston Ring Filing Gauge	TR-6149-A		11	3	4.50
Piston Ring Squeezer	6149-99-A		11	1/2	1.60
Piston Pull Scale	512		11	3	6.50
*Connecting Rod Jig	TR-6200	ABV-335	12	45	26.50
Piston Ring Remover & Replacer	A-313		12	2	2.25
Torque Wrench	547		12	9	14.95
Extension	547-A		12	1-3/4	4.50
Cyl. Head Socket 9/16"	547-B		12	1/8	.70
Cyl. Head Socket 11/16"	547-C		12	1/4	.80
Spark Plug Socket 13/16"	547-D		12	1/2	1.25
Spark Plug Socket 1"	547-E		12	1/2	1.50
<b>CRANKSHAFT, CLUTCH, FLYWHEEL, OIL PUMP</b>			13-14		
*Clutch Compressor with Pilot	TR-7563-A	V-167	13	8-1/2	8.50
Pilot for Clutch Compressor	TR-7563-B		13	2	2.75
*Flywheel Puller	6384-N		13	11	8.50
*Clutch Pilot Bearing Puller	TR-7600-A	A375A	13	1-1/2	4.00
*Clutch Pilot Bearing Replacer	TR-7600-B		13	1-1/4	2.25
*Crankshaft Gear Puller	TR-6306-A	6306-P			
		TR-12	14	4-1/2	8.50
*Crankshaft Gear Press	6306-N		14	2-1/4	4.05
Motor Stand, Portable, Complete with Tractor Engine Adapter	TR-6000-B		2-14	235	87.60
Tractor Engine Adapter Only	TR-6000-C	TR-5	2-14	20	9.50
<b>TRANSMISSION</b>			15-17		
Gear Shifter Lever Spring Compressor	TR-7227	TR-37	15	1-1/2	3.75
Snap Ring Pliers	7059-N		15	1/2	4.45
Transmission Bearing Puller	TR-7066-A		15-16	9	13.50
Transmission Bearing Driver	TR-7066-B		15	2	3.60
Combination Puller	TR-100		16-22	7	13.25
Transmission Cup Driver	TR-7067		16	2-1/2	3.50
Combination Puller	TR-110		16-22	10	21.75
Power Take-Off Shift Ball Seater	TR-353075-S		17	1/4	2.35
Drive Pinion Bearing Scale	TR-4609-B		17-19	1	4.70
Oil Seal Replacer	TR-7052		17	2	3.00
Motor Stand, Portable, Complete with Adapter for Tractor Engine	TR-6000-B		2-14-17	235	87.60
Tractor Engine Adapter Only	TR-6000-C	TR-5	2	20	9.50
Transmission Adapter for Motor Stand	TR-7000		3-17	25	10.00
Transmission Shaft Thrust Bearing Replacer	TR-7120		17	1-1/2	2.15
<b>DRIVING PINION</b>			3-17		
*Pinion Assembly Remover & Replacer	TR-4609-A	4609-P	18-20	6	17.45
*Combination Puller	TR-105	4221-A, less A3 and A4	18-21-22	19	23.50
Pinion Roller Bearing Cup Puller	TR-4614-A	BB-143	18	5-3/4	5.50
*Pinion Roller Bearing Cup Press	TR-4614-B	4616-Q			
		BB-144	19-22	7-1/2	4.60
Drive Pinion Bearing Lock Nut Wrenches	TR-4634		19	4	4.95
Drive Pinion Bearing Scale	TR-4009-B		17-19	1	4.70
Driving Pinion Pilot Bearing Remover & Replacer less Wrench	TR-4625-A		19-20	5-1/2	8.00
Extension Socket Wrench for TR-4625-A	TR-4625-B	TR-14	19	3	4.60
Spring Tester	825		20	3-1/2	17.75

Description	No.	Old No.	Page	Net Wgt Lbs.	Price
DIFFERENTIAL			21		
Bench Plate for Pinion Assembly Holder	TR-4614-C	TR-21	21	13	5.45
Differential Holder Adapter	TR-4207	TR-22	21	8-1/2	2.25
Power Take-off Adapter	TR-700	TR-23	21	6	2.95
Combination Puller	TR-105		18-21-22	19	23.50
Roller Bearing Cup Puller	TR-4222-A		21	11-1/2	8.90
Roller Bearing Cup Press	TR-4222-B	TR-16	21	11-1/2	5.35
Differential Bearing Driver	TR-4221-B	TR-13	21	4	4.00
REAR AXLE			22		
Combination Puller	TR-110		16-22	10	21.75
Combination Puller	TR-105		18-21-22	19	23.50
Rear Axle Shaft Bearing Driver	TR-4221-A		22	11-1/2	8.90
Combination Puller	TR-100		16-22	7	13.25
Rear Axle Bearing Cup Adapter (for Comb. Puller TR-100)	TR-4124		22	2	3.20
Pinion Roller Bearing Cup Press	TR-4614-B		19-20	7-1/2	4.60
BRAKES			23		
Combined Brake Shoe Machine less Turrets	432		23	290	125.00
Turret for 8N Tractor	TR-2019		23	8	10.00
Rear Hub Nut Wrench	TR-33806	TR-19	23	3	3.40
*Brake Spring Tongs	TR-2297	V-173	23	3/4	2.90
STEERING			24-25		
*Steering Arm Puller	TR-3590	3590-N BV20	24	2	4.70
Adapter & Bell for Comb. Puller TR-100	TR-3552-A		24	1-1/2	4.25
Steering Gear Bearing Cup Replacer	TR-3552-B		24	1-1/2	3.25
Steering Arm Bushing Remover	TR-3576-A		24	2	2.00
**Steering Wheel Puller	TR-3600-A	TR-30 VZ-194	2	6	9.20
Steering Wheel Puller Adapter	TR-3600-B		2	2	1.50
Steering Arm Bushing Replacer	TR-3576-B		25	1-1/4	3.45
Steering Arm Bushing Reamer	A-403-A		25	2-3/4	8.75
Steering Adjustment Pull Scale Adapter	512-B		25	1	.35
Steering Arm Grease Seal Driver	TR-3591		25	2	4.00
FRONT AXLE			26-27		
Axle Pin Bushing Remover	TR-3039-A		26	3-1/4	3.60
Replacer Adapter for Axle Pin Bushing Remover	TR-3039-B		26	1/4	.60
Spindle Bushing Puller	TR-3109-A	TR-25	26	2	7.00
Spindle Bushing Press	TR-3109-B		26	2-1/2	5.50
Arbor Press, Bench Type	37-N		26	140	47.50
*Front Hub Race Press	TR-1104	ABV305	27	4-3/4	4.85
Front Wheel Grease Seal Driver	TR-1190		27	2-1/4	5.50
Pressed Steel Tote Pan	127		27	12	3.25
CARBURETOR, WATER PUMP			28-29		
Float Level Gauge	TR-9550-D		28	1/8	1.75
Water Pump Seal Press Complete	TR-8505-B		28-29	20-3/4	13.95
Water Pump Seal Remover	TR-8505-A		29	1	2.60
DISTRIBUTOR			30		
Distributor Timing Fixture Complete with V-126-CC Adapter for 8N Tractor	V-126-TR	V-126	30	10	26.00

Description	No.	Old. No.	Page	Net Wgt Lbs.	Price
DISTRIBUTOR			30		
Adapter, 8N Ford Tractor, Only	V-126-CC		30	1/2	2.30
Fast Charger	778		30	90	130.00
Battery Charger, Bulb, Wiring and Connectors	759		30	35	39.00
GENERATOR			31		
End Plate Bushing Remover	TR-10128-B		31	3/4	8.00
End Plate Bushing Replacer	TR-10128-C		31	3/4	2.50
Breaker Spring Tension Scale	12151-N		31	3/4	2.60
UNIT ASSEMBLY			32		
Master Dollie	TR-1	TR-1	1-32	180	78.55
Transmission Locating Pins	TR-20880-S	TR-15	5	1/2	1.00
WILLIAMS "SUPER WRENCH" KIT			33	51	55.00
Standard Detachable 12 point "Supersockets".					
7/16"	ST-1214		33		.63
1/2"	ST-1216		33		.63
9/16"	ST-1218		33		.63
5/8"	ST-1220		33		.63
11/16"	ST-1222		33		.74
3/4"	ST-1224		33		.81
13/16"	ST-1226		33		.81
7/8"	ST-1228		33		.87
15/16"	ST-1230		33		.95
1"	ST-1232		33		.95
13/16"	SD-1226		33		1.23
1" Spark Plug	SD-1232		33		1.47
9/16" Square	ST-0818		33		.95
Drag Link Socket Bit	SB-30		33		1.02
12-Point Offset Box Wrenches					
9/16 and 5/8"	8727		33		1.17
3/4 and 7/8"	8731A		33		1.41
15/16 and 1"	8033C		33		2.05
3/8 and 7/16"	9723		33		.90
7/16 and 1/2"	9725		33		.97
Drop-Forged "Superwrenches"					
7/16 and 1/2"	1725		33		.77
9/16 and 5/8"	1727		33		.99
3/4 and 7/8"	1731A		33		1.69
15/16 and 1"	1033C		33		2.29
"Supersocket" Handles and Parts					
Reverse Ratchet	S-51		33		6.04
Sliding Handle	S-20-A		33		1.86
Speeder	S-15		33		2.56
Extension	S-110-P		33		1.15
Universal	S-140		33		2.35

\* Indicates tool also used on passenger car and truck.

\*\* If dealer has either TR-30 or VZ-194 only adapter 3600-B will be needed.

All prices are F.O.B. K.R. WILSON FACTORY, ARCADE, NEW YORK, U.S.A.

All prices are subject to change without notice.

All electrical equipment listed is for standard 110 volts, 60 cycle current. Any change in requirements will necessitate an additional charge.